

*(Convenience Translation of Financial Statements and Related Disclosures and Footnotes  
Originally Issued in Turkish, See Section 3.1)*

# **Arap Türk Bankası Anonim Şirketi**

**Consolidated Financial Statements  
As of and For The Three-Month Period Ended 31 March 2022  
With Auditors' Review Report**  
*(Convenience Translation of Consolidated  
Financial Statements and Related Disclosures and Footnotes  
Originally Issued in Turkish)*

10 May 2022

*This report contains "Independent Auditors' Review Report" comprising 2 pages and; "Consolidated Financial Statements and Related Disclosures and Footnotes" comprising 92 pages.*



KPMG Bağımsız Denetim ve  
Serbest Muhasebeci Mali Müşavirlik A.Ş.  
İş Kuleleri Kule 3 Kat:2-9  
Levent 34330 İstanbul  
Tel +90 212 316 6000  
Fax +90 212 316 6060  
www.kpmg.com.tr

Convenience Translation of the Independent Auditors' Review Report Originally  
Prepared and Issued in Turkish to English (See Note I in Section Three)

## REVIEW REPORT ON CONSOLIDATED INTERIM FINANCIAL INFORMATION

To the Board of Directors of Arap Türk Bankası Anonim Şirketi;

### *Introduction*

We have reviewed the accompanying consolidated balance sheet of Arap Türk Bankası A.Ş. (the "Bank") and its financial subsidiary (together referred to as the "Group") as at 31 March 2022 and the consolidated statement of profit or loss, the consolidated statement of profit or loss and other comprehensive income, the consolidated statement of changes in shareholders' equity, the consolidated statement of cash flows and a summary of significant accounting policies and other explanatory notes to the consolidated financial information for the three-month-period then ended. The Bank Management is responsible for the preparation and fair presentation of these consolidated interim financial information in accordance with the "Banking Regulation and Supervision Agency (BRSA) Accounting and Reporting Legislation" which includes "Regulation on Accounting Applications for Banks and Safeguarding of Documents" published in the Official Gazette no.26333 dated 1 November 2006, and other regulations on accounting records of Banks published by Banking Regulation and Supervision Board and Turkish Accounting Standard 34 "Interim Financial Reporting" principles for those matters not regulated by afore mentioned legislations. Our responsibility is to express a conclusion on these interim financial statements based on our review.

### *Scope of review*

We conducted our review in accordance with Standard on Review Engagements (SRE) 2410, "Review of Interim Financial Information Performed by the Independent Auditor of the Entity". A review of interim financial information consists of making inquiries, primarily of persons responsible for financial reporting process and applying analytical and other review procedures. A review of interim financial information is substantially less in scope than an independent audit performed in accordance with the Independent Auditing Standards and consequently, does not enable us to obtain assurance that we would become aware of all significant matters that might be identified in an audit. Accordingly, we do not express an audit opinion.



### *Conclusion*

Based on our review, nothing has come to our attention that causes us to believe that the accompanying consolidated interim financial information do not present fairly, in all material respects, the consolidated financial position of Arap Türk Bankası A.Ş. and its financial subsidiary at 31 March 2022, and its consolidated financial performance and its consolidated cash flows for the three-month period then ended in accordance with the BRSA Accounting and Financial Reporting Legislation.

### *Report on other regulatory requirements arising from legislation*

Based on our review, nothing has come to our attention that causes us to believe that the interim consolidated financial information provided in the accompanying interim activity report in section seven, are not consistent with the reviewed consolidated interim financial statements and disclosures in all material respects.

### *Additional paragraph for convenience translation to English*

The accounting principles summarized in Note 1 Section Three, differ from the accounting principles generally accepted in countries in which the accompanying consolidated interim financial information is to be distributed and International Financial Reporting Standards ("IFRS"). Accordingly, the accompanying consolidated interim financial information is not intended to present the financial position and results of operations in accordance with accounting principles generally accepted in such countries of users of the consolidated interim financial information and IFRS.

KPMG Bağımsız Denetim ve Serbest Muhasebeci Mali Müşavirlik Anonim Şirketi

Alper Güvenç, SMMM  
Partner

10 May 2022  
Istanbul, Turkey

**ARAP TÜRK BANKASI A.Ş. CONSOLIDATED INTERIM FINANCIAL REPORT  
AS OF AND FOR THE THREE MONTH PERIOD ENDED 31 MARCH 2022**

**Address of the Bank's Headquarters :** Valikonağı Caddesi No:10, 34367 – ŞİŞLİ/İSTANBUL  
**Telephone and Fax Numbers :** Tel : 0 212 225 05 00 Faks: 0 212 225 05 26  
**Website of the Bank :** http://www.atbank.com.tr  
**E-mail address of the Bank :** corp@atbank.com.tr

The consolidated interim financial report as of and for the three month period ended 31 March 2022 prepared in accordance with the communiqué of “Financial Statements and Related Disclosures and Footnotes to be Announced to Public” by Banks as regulated by Banking Regulation and Supervision Agency, is comprised of the following sections:

- GENERAL INFORMATION ABOUT THE PARENT BANK
- CONSOLIDATED INTERIM FINANCIAL STATEMENTS OF THE PARENT BANK
- EXPLANATIONS ON ACCOUNTING POLICIES APPLIED IN THE RELATED PERIOD
- INFORMATION RELATED TO FINANCIAL POSITION AND RISK MANAGEMENT OF THE CONSOLIDATED GROUP
- DISCLOSURES AND FOOTNOTES RELATED TO THE CONSOLIDATED INTERIM FINANCIAL STATEMENTS
- INDEPENDENT AUDITOR'S REVIEW REPORT
- INTERIM ACTIVITY REPORT


The subsidiaries, associates and jointly controlled companies included in the consolidated interim financial report are as follows:

	Subsidiaries	Associates	Jointly Controlled Companies
1	A&T Finansal Kiralama A.Ş.	-	-


The consolidated financial statements for the three-month period and related disclosures and footnotes that were subject to limited review, are prepared in accordance with the Regulation on Accounting Applications for Banks and Safeguarding of Documents, Turkish Accounting Standards, Turkish Financial Reporting Standards and the related statements and guidances and in compliance with the financial records of our Bank and, unless stated otherwise, presented in **thousands of Turkish Lira**.




Dr. Ertan Altıkulaç  
*Chairman of the Board of  
Directors*




Aflah Omar Magsi  
*Member of The Board  
of Directors and Chairman of  
The Audit Committee*



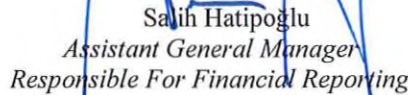
Mohamed Milad Hassadi  
*Member of The Board of  
Directors and The Audit  
Committee*




Dr. Sinan Şahin  
*Member of The Board of  
Directors and The Audit  
Committee*



Wail J. A. Belgasem  
*General Manager*



Salih Hatipoğlu  
*Assistant General Manager  
Responsible For Financial Reporting*



F.Betül Yörel  
*Manager*

Contact information of the personnel for addressing questions regarding this financial report

Name / Title: F.Betül Yörel / Manager

Phone No : 0 212 225 05 00

Fax No : 0 212 225 05 26

## **SECTION ONE**

### **General Information About The Parent Bank**

I.	The Parent Bank's date of establishment, beginning statute, its history regarding changes on its statute	1
II.	The Parent Bank's share capital structure, shareholders directly or indirectly, alone or together holding the management and control of the bank, related changes within the year and information about the Bank's group	1
III.	Information about the parent bank's chairman and members of board of directors, members of audit committee, general manager and assistant general managers and their qualifications, related changes within the year and their shares at the bank	2
IV.	Information on people and entities who have qualified share in the parent bank	2
V.	Information about the services and nature of activities of the parent bank	2
VI.	Differences between the communique on preparation of consolidated financial statements of banks and Turkish accounting standards and short explanation about the entities subject to full consolidation or proportional consolidation and entities which are deducted from equity or entities which are not included in these three methods	3
VII.	The existing or potential, actual or legal obstacles on the transfer of shareholders' equity between the Parent Bank and its subsidiaries or the reimbursement of liabilities	3

## **SECTION TWO**

### **Consolidated Interim Financial Statements**

I.	Consolidated Balance Sheet-Assets	4
II.	Consolidated Balance Sheet-Liabilities	5
III.	Consolidated Off balance Sheet Commitments	6
IV.	Consolidated Statement of Profit or Loss	7
V.	Consolidated Statement of Profit or Loss and Other Comprehensive Income	8
VI.	Consolidated Statement of Changes in Shareholders' Equity	9
VII.	Consolidated Statement of Cash Flows	10

## **SECTION THREE**

### **Explanations on Accounting Policies**

I.	Explanations for basis of presentation	11
II.	Information on strategy for the use of financial instruments and foreign currency transactions	12
III.	Explanations on investments in associates and subsidiaries	13
IV.	Information on forward transactions, options and derivative instruments	14
V.	Information on interest income and expense	14
VI.	Information on fees and commission	14
VII.	Information on financial assets	15
VIII.	Information on offsetting financial instruments	21
IX.	Information on sale and repurchase agreements and lending of financial assets	21
X.	Information on assets held for sale and discontinued operations and explanations on liabilities related with these assets	22
XI.	Information on goodwill and other intangible assets	22
XII.	Information on tangible assets	23
XIII.	Information on leasing activities	24
XIV.	Information on provisions, contingent liabilities and contingent assets	25
XV.	Information on liabilities regarding employee benefits	25
XVI.	Information on tax applications	26
XVII.	Additional information on borrowings	28
XVIII.	Information on share issuances	28
XIX.	Information on bills of exchanges and acceptances	28
XX.	Information on government incentives	28
XXI.	Cash and cash equivalents	29
XXII.	Information on segment reporting	29
XXIII.	Other disclosures	29

## **SECTION FOUR**

### **Information on the Financial Position of the Group**

I.	Information on Shareholder's equity	30
II.	Information on consolidated foreign currency exchange rate risk	37
III.	Information on consolidated interest rate risk	40
IV.	Information on consolidated stock position risk	44
V.	Information on consolidated liquidity risk management	45
VI.	Explanations on leverage ratio	52
VII.	Explanations on risk management	54
VIII.	Information on consolidated operating segments	55

## **SECTION FIVE**

### **Information on Disclosures and Footnotes of Consolidated Financial Statements**

I.	Information on disclosures and footnotes of consolidated assets	56
II.	Information and disclosures related to consolidated liabilities	73
III.	Information and disclosures related to consolidated off-balance sheets	80
IV.	Information and footnotes related to consolidated statement of profit or loss	82
V.	Information on the group's risk group	87
VI.	Explanations and notes related to subsequent events	88

## **SECTION SIX**

### **Independent Auditors' Review Report**

I.	Information on independent auditors' review report	89
II.	Information and footnotes prepared by the independent auditor	89

## **SECTION SEVEN**

### **Interim Activity Report**

I.	Evaluation of the Parent Bank's Chairman and General Manager for the Period	90
II.	Financial Highlights for the Period	91
III.	Evaluation of the Group's Financial Position and Performance	92
IV.	Information on Subsidiary Subject to Consolidation	92
V.	Other Issues	92

## ARAP TÜRK BANKASI A.Ş.

### NOTES TO CONSOLIDATED FINANCIAL STATEMENTS AS OF 31 MARCH 2022

(Amounts expressed in thousands of Turkish Lira (“TL”) unless otherwise stated.)

#### SECTION ONE

##### GENERAL INFORMATION ABOUT THE PARENT BANK

#### I. THE PARENT BANK’S DATE OF ESTABLISHMENT, BEGINNING STATUTE, ITS HISTORY REGARDING CHANGES ON ITS STATUTE

Arap Türk Bankası Anonim Şirketi (“the Bank” or “the Parent Bank”) has been established in 1977 as a joint stock entity in accordance with an agreement signed on 11 August 1975 between the Republic of Turkey and the Libyan Arab Republic. The duration of the Bank is 50 years from the commencement of the Agreement. This period shall be renewable automatically unless agreed otherwise by an Extraordinary General Meeting held at least one year prior to expiration.

In accordance with the Articles of Association, the Board of Directors shall elect a Chairman among its Turkish members and a Deputy Chairman among its Arab members. The General Manager shall always be nominated by Libyan Foreign Bank assigned by the Board.

#### II. THE PARENT BANK’S SHARE CAPITAL STRUCTURE, SHAREHOLDERS DIRECTLY OR INDIRECTLY, ALONE OR TOGETHER HOLDING THE MANAGEMENT AND CONTROL OF THE BANK, RELATED CHANGES WITHIN THE YEAR AND INFORMATION ABOUT THE BANK’S GROUP

The Parent Bank is a foreign bank status incorporated in Turkey. The main shareholder Libyan Foreign Bank is 100% owned by Central Bank of Libya. The main shareholder Libyan Foreign Bank has financial investments in various countries.

The shareholder’s other qualified shares are Türkiye İş Bankası A.Ş. and T.C. Ziraat Bankası A.Ş.

As of 31 March 2022, the Parent Bank’s share capital at the balance sheet date as follows:

Shareholders	Current Period	
	Share amounts	Share percentages <sup>(1)</sup>
Libyan Foreign Bank	274,426	%62.37
T. İş Bankası A.Ş.	90,534	%20.58
T.C. Ziraat Bankası A.Ş.	67,900	%15.43
Kuwait Investment Co.	7,140	%1.62
<b>Total</b>	<b>440,000</b>	<b>%100</b>

<sup>(1)</sup> Emek İnşaat ve İşletme A.Ş. has 0.0000014% share in the paid capital by TL 6.20 (full digit in TL) (31 December 2021: 0.0000014% share and TL 6.20 (full digit in TL).

**ARAP TÜRK BANKASI A.Ş.****NOTES TO CONSOLIDATED FINANCIAL STATEMENTS AS OF 31 MARCH 2022**

(Amounts expressed in thousands of Turkish Lira (“TL”) unless otherwise stated.)

**SECTION ONE****GENERAL INFORMATION ABOUT THE PARENT BANK (Continued)****III. INFORMATION ABOUT THE PARENT BANK’S CHAIRMAN AND MEMBERS OF BOARD OF DIRECTORS, MEMBERS OF AUDIT COMMITTEE, GENERAL MANAGER AND ASSISTANT GENERAL MANAGERS AND THEIR QUALIFICATIONS, RELATED CHANGES WITHIN THE YEAR AND THEIR SHARES AT THE BANK****Chairmen of the Board of Directors and Board Members**

<b>Name</b>	<b>Job Title – Description</b>
Dr. Ertan Altıkulaç	Chairman of the Board of Directors
Aflah Omar Magsi	Deputy Chairman of the Board of Directors and Chairman of Audit Committee
Wail J. A. Belgasem	Member of the Board of Directors and General Manager
Dr. Sinan Şahin	Member of the Board of Directors and Audit Committee
Mohamed Milad Hassadi	Member of the Board of Directors and Audit Committee
Hüseyin Serdar Yücel	Member of the Board of Directors
Abdulkhalek Hussein Ergei	Member of the Board of Directors
Nouri Ali Mohamed Aboflega	Member of the Board of Directors

**General Manager and Deputies**

<b>Name</b>	<b>Job Title – Description</b>
Wail J. A. Belgasem	Member of the Board of Directors and General Manager
Salih Hatipoğlu	Assistant General Manager - Financial Management and Planning Division
Ahmed Fraj Abdullah Ferjani	Assistant General Manager - Information Technologies and Operations Division
Emel Güneş Atagün	Assistant General Manager - Treasury & Economic Research Division

Members of the board and top level managers do not possess any share in the Bank.

**IV. INFORMATION ON PEOPLE AND ENTITIES WHO HAVE QUALIFIED SHARE IN THE PARENT BANK**

<b>Name Surname/Entity Title</b>	<b>Share Amount</b>	<b>Share Percentage %</b>	<b>Paid-in Capital</b>
Libyan Foreign Bank	274,426	62.37	274,426
T. İş Bankası A.Ş.	90,534	20.58	90,534
T.C. Ziraat Bankası A.Ş.	67,900	15.43	67,900

**V. INFORMATION ABOUT THE SERVICES AND NATURE OF ACTIVITIES OF THE PARENT BANK**

The Parent Bank was established to incorporate commercial activities among Turkey, Middle East and North African countries. The Bank is authorized to collect deposits and operates in corporate banking areas.

The Bank has seven branches; three in Istanbul, one in Ankara, one in Kayseri, one in Konya and one in Gaziantep and has share participations in a subsidiary operating in financial leasing business.

**SECTION ONE**

**GENERAL INFORMATION ABOUT THE PARENT BANK (Continued)**

**VI. DIFFERENCES BETWEEN THE COMMUNIQUE ON PREPARATION OF CONSOLIDATED FINANCIAL STATEMENTS OF BANKS AND TURKISH ACCOUNTING STANDARDS AND SHORT EXPLANATION ABOUT THE ENTITIES SUBJECT TO FULL CONSOLIDATION OR PROPORTIONAL CONSOLIDATION AND ENTITIES WHICH ARE DEDUCTED FROM EQUITY OR ENTITIES WHICH ARE NOT INCLUDED IN THESE THREE METHODS**

There is no difference for the Parent Bank between the consolidation process according to the Turkish Accounting Standards and the Communiqué of the Preparation of Consolidated Financial Statements of Banks in Turkey.

**VII. THE EXISTING OR POTENTIAL, ACTUAL OR LEGAL OBSTACLES ON THE TRANSFER OF SHAREHOLDERS’ EQUITY BETWEEN THE PARENT BANK AND ITS SUBSIDIARIES OR THE REIMBURSEMENT OF LIABILITIES**

None.



**ARAP TÜRK BANKASI A.Ş.**

**NOTES TO CONSOLIDATED FINANCIAL STATEMENTS AS OF 31 MARCH 2022**

(Amounts expressed in thousands of Turkish Lira (“TL”) unless otherwise stated.)

---

**SECTION TWO**

**Consolidated Financial Statements**

- I. Consolidated Balance Sheet-Assets
- II. Consolidated Balance Sheet-Liabilities
- III. Consolidated Off-balance Sheet Commitments
- IV. Consolidated Statement of Profit or Loss
- V. Consolidated Statement of Profit or Loss and Other Comprehensive Income
- VI. Consolidated Statement of Changes in Shareholders’ equity
- VII. Consolidated Statement of Cash Flows

**ARAP TÜRK BANKASI A.Ş.**  
**CONSOLIDATED BALANCE SHEET (STATEMENT OF FINANCIAL POSITION)**  
**AT 31 MARCH 2022**

(Thousands of Turkish Lira ("TL"))

ASSETS		Note	THOUSANDS OF TURKISH LIRA (TL)					
			CURRENT PERIOD			PRIOR PERIOD		
			31.03.2022			31.12.2021		
			TL	FC	TOTAL	TL	FC	TOTAL
<b>I.</b>	<b>FINANCIAL ASSETS (NET)</b>		<b>89,949</b>	<b>4,474,090</b>	<b>4,564,039</b>	<b>356,733</b>	<b>4,156,425</b>	<b>4,513,158</b>
<b>1.1</b>	<b>Cash and Cash Equivalents</b>	<b>1</b>	<b>61,944</b>	<b>3,302,249</b>	<b>3,364,193</b>	<b>322,124</b>	<b>3,003,629</b>	<b>3,325,753</b>
1.1.1	Cash and Balances with Central Bank		19,040	1,856,478	1,875,518	8,086	1,658,250	1,666,336
1.1.2	Banks	<b>3</b>	44,070	1,445,785	1,489,855	60,209	1,345,392	1,405,601
1.1.3	Money Markets		-	-	-	255,100	-	255,100
1.1.4	Expected Credit Loss (-)		1,166	14	1,180	1,271	13	1,284
<b>1.2</b>	<b>Financial Assets Measured at Fair Value Through Profit or Loss</b>	<b>2</b>	-	-	-	-	-	-
1.2.1	Government Securities		-	-	-	-	-	-
1.2.2	Equity Securities		-	-	-	-	-	-
1.2.3	Other Financial Assets		-	-	-	-	-	-
<b>1.3</b>	<b>Financial Assets Measured at Fair Value Through Other Comprehensive Income</b>	<b>4</b>	<b>28,005</b>	<b>1,171,841</b>	<b>1,199,846</b>	<b>34,609</b>	<b>1,152,796</b>	<b>1,187,405</b>
1.3.1	Government Securities		27,781	773,658	801,439	34,385	768,191	802,576
1.3.2	Equity Securities		224	5,865	6,089	224	5,348	5,572
1.3.3	Other Financial Assets		-	392,318	392,318	-	379,257	379,257
<b>1.4</b>	<b>Derivative Financial Assets</b>		-	-	-	-	-	-
1.4.1	Derivative Financial Assets Measured at Fair Value Through Profit or Loss		-	-	-	-	-	-
1.4.2	Derivative Financial Assets Measured at Fair Value Through Other Comprehensive Income		-	-	-	-	-	-
<b>II.</b>	<b>FINANCIAL ASSETS MEASURED AT AMORTISED COST (NET)</b>		<b>1,297,958</b>	<b>4,870,640</b>	<b>6,168,598</b>	<b>949,081</b>	<b>4,450,262</b>	<b>5,399,343</b>
<b>2.1</b>	<b>LOANS (NET)</b>	<b>5</b>	<b>1,078,684</b>	<b>2,079,035</b>	<b>3,157,719</b>	<b>732,832</b>	<b>1,929,005</b>	<b>2,661,837</b>
<b>2.2</b>	<b>Lease Receivables</b>	<b>10</b>	<b>118,915</b>	<b>409,169</b>	<b>528,084</b>	<b>117,206</b>	<b>359,479</b>	<b>476,685</b>
<b>2.3</b>	<b>Factoring Receivables</b>		-	-	-	-	-	-
<b>2.4</b>	<b>Other Financial Assets Measured at Amortised Cost</b>	<b>6</b>	<b>115,645</b>	<b>2,385,165</b>	<b>2,500,810</b>	<b>114,019</b>	<b>2,163,844</b>	<b>2,277,863</b>
2.4.1	Government Securities		71,036	1,721,314	1,792,350	69,669	1,423,414	1,493,083
2.4.2	Other Financial Assets		44,609	663,851	708,460	44,350	740,430	784,780
<b>2.5</b>	<b>Expected Credit Loss (-)</b>	<b>5</b>	<b>15,286</b>	<b>2,729</b>	<b>18,015</b>	<b>14,976</b>	<b>2,066</b>	<b>17,042</b>
<b>III.</b>	<b>PROPERTY AND EQUIPMENT HELD FOR SALE PURPOSE AND RELATED TO DISCONTINUED OPERATIONS (Net)</b>	<b>14</b>	<b>1,000</b>	-	<b>1,000</b>	<b>1,000</b>	-	<b>1,000</b>
3.1	Held for Sale Purpose		1,000	-	1,000	1,000	-	1,000
3.2	Related to Discontinued Operations		-	-	-	-	-	-
<b>IV.</b>	<b>EQUITY INVESTMENTS</b>		-	-	-	-	-	-
<b>4.1</b>	<b>Associations (Net)</b>	<b>7</b>	-	-	-	-	-	-
4.1.1	Associates Accounted Based on Equity Method		-	-	-	-	-	-
4.1.2	Unconsolidated Financial Subsidiaries		-	-	-	-	-	-
<b>4.2</b>	<b>Subsidiaries (Net)</b>	<b>8</b>	-	-	-	-	-	-
4.2.1	Unconsolidated Financial Subsidiaries		-	-	-	-	-	-
4.2.2	Unconsolidated Non-Financial Subsidiaries		-	-	-	-	-	-
<b>4.3</b>	<b>JOINT VENTURES (Net)</b>	<b>9</b>	-	-	-	-	-	-
4.3.1	Joint Ventures Accounted Based on Equity Method		-	-	-	-	-	-
4.3.2	Unconsolidated Joint Ventures		-	-	-	-	-	-
<b>V.</b>	<b>PROPERTY AND EQUIPMENT (Net)</b>		<b>217,660</b>	-	<b>217,660</b>	<b>217,794</b>	-	<b>217,794</b>
<b>VI.</b>	<b>INTANGIBLE ASSETS (Net)</b>		<b>3,769</b>	-	<b>3,769</b>	<b>4,275</b>	-	<b>4,275</b>
6.1	Goodwill		-	-	-	-	-	-
6.2	Other		3,769	-	3,769	4,275	-	4,275
<b>VII.</b>	<b>INVESTMENT PROPERTY (Net)</b>	<b>12</b>	-	-	-	-	-	-
<b>VIII.</b>	<b>CURRENT TAX ASSET</b>	<b>13</b>	-	-	-	-	-	-
<b>IX.</b>	<b>DEFERRED TAX ASSET</b>	<b>13</b>	<b>10,773</b>	-	<b>10,773</b>	<b>8,732</b>	-	<b>8,732</b>
<b>X.</b>	<b>OTHER ASSETS</b>	<b>15</b>	<b>37,863</b>	<b>64,161</b>	<b>102,024</b>	<b>29,244</b>	<b>31,755</b>	<b>60,999</b>
	<b>TOTAL ASSETS</b>		<b>1,658,972</b>	<b>9,408,891</b>	<b>11,067,863</b>	<b>1,566,859</b>	<b>8,638,442</b>	<b>10,205,301</b>

**ARAP TÜRK BANKASI A.Ş.**  
**CONSOLIDATED BALANCE SHEET (STATEMENT OF FINANCIAL POSITION)**  
**AT 31 MARCH 2022**

(Thousands of Turkish Lira ("TL"))

LIABILITIES	Note	THOUSANDS OF TURKISH LIRA (TL)					
		CURRENT PERIOD			PRIOR PERIOD		
		31.03.2022			31.12.2021		
		TL	FC	TOTAL	TL	FC	TOTAL
I. DEPOSITS	1	67,558	4,221,206	4,288,764	65,339	3,878,999	3,944,338
II. FUNDS BORROWED	3	3,028	5,086,630	5,089,658	-	4,706,436	4,706,436
III. MONEY MARKETS		30,867	-	30,867	-	-	-
IV. SECURITIES ISSUED (Net)		-	-	-	-	-	-
4.1 Bills		-	-	-	-	-	-
4.2 Asset Backed Securities		-	-	-	-	-	-
4.3 Bonds		-	-	-	-	-	-
V. FUNDS		-	-	-	-	-	-
5.1 Borrower Funds		-	-	-	-	-	-
5.2 Other		-	-	-	-	-	-
VI. FINANCIAL LIABILITIES AT FAIR VALUE THROUGH PROFIT OR LOSS		-	-	-	-	-	-
VII. DERIVATIVE FINANCIAL LIABILITIES		-	-	-	-	-	-
7.1 Derivative Financial Liabilities at Fair Value Through Profit or Loss		-	-	-	-	-	-
7.2 Derivative Financial Liabilities at Fair Value Through Other Comprehensive Income		-	-	-	-	-	-
VIII. FACTORING LIABILITIES		-	-	-	-	-	-
IX. LEASE LIABILITIES (Net)	5	1,864	284	2,148	1,683	350	2,033
X. PROVISIONS	7	86,163	7,916	94,079	79,422	6,940	86,362
10.1 Restructuring Provisions		-	-	-	-	-	-
10.2 Reserve for Employee Benefits		48,134	-	48,134	37,464	-	37,464
10.3 Insurance Technical Provisions (Net)		-	-	-	-	-	-
10.4 Other Provisions		38,029	7,916	45,945	41,958	6,940	48,898
XI. CURRENT TAX LIABILITY	8	31,200	-	31,200	25,811	-	25,811
XII. DEFERRED TAX LIABILITY		-	-	-	-	-	-
XIII. LIABILITIES FOR PROPERTY AND EQUIPMENT HELD FOR SALE AND RELATED TO DISCONTINUED OPERATIONS (Net)		-	-	-	-	-	-
13.1 Held for Sale Purpose		-	-	-	-	-	-
13.2 Related to Discontinued Operations		-	-	-	-	-	-
XIV. SUBORDINATED DEBT INSTRUMENTS		-	-	-	-	-	-
14.1 Loans		-	-	-	-	-	-
14.2 Other Debt Instruments		-	-	-	-	-	-
XV. OTHER LIABILITIES	4	34,093	80,548	114,641	27,287	51,546	78,833
XVI. SHAREHOLDERS' EQUITY	9	1,438,873	(22,367)	1,416,506	1,394,458	(32,970)	1,361,488
16.1 Paid-in capital		440,000	-	440,000	440,000	-	440,000
16.2 Capital Reserves		-	-	-	-	-	-
16.2.1 Share Premium		-	-	-	-	-	-
16.2.2 Share Cancellation Profits		-	-	-	-	-	-
16.2.3 Other Capital Reserves		-	-	-	-	-	-
16.3 Accumulated Other Comprehensive Income or Loss that will not be Reclassified to Profit or Loss		149,372	-	149,372	152,960	-	152,960
16.4 Accumulated Other Comprehensive Income or Loss that will be Reclassified to Profit or Loss		7,185	(22,367)	(15,182)	9,494	(32,970)	(23,476)
16.5 Profit Reserves		57,806	-	57,806	49,790	-	49,790
16.5.1 Legal Reserves		57,805	-	57,805	49,789	-	49,789
16.5.2 Status Reserves		-	-	-	-	-	-
16.5.3 Extraordinary Reserves		1	-	1	1	-	1
16.5.4 Other Profit Reserves		-	-	-	-	-	-
16.6 Profit or (Loss)		784,510	-	784,510	742,214	-	742,214
16.6.1 Prior Periods' Profit or (Loss)		734,198	-	734,198	579,207	-	579,207
16.6.2 Current Period Profit or (Loss)		50,312	-	50,312	163,007	-	163,007
16.7 Minority shares		-	-	-	-	-	-
<b>TOTAL LIABILITIES</b>		<b>1,693,646</b>	<b>9,374,217</b>	<b>11,067,863</b>	<b>1,594,000</b>	<b>8,611,301</b>	<b>10,205,301</b>

**ARAP TÜRK BANKASI A.Ş.**  
**CONSOLIDATED STATEMENT OF OFF-BALANCE SHEET COMMITMENTS**  
**AT 31 MARCH 2022**

(Thousands of Turkish Lira ("TL"))

	Note	THOUSANDS OF TURKISH LIRA (TL)					
		CURRENT PERIOD 31.03.2022			PRIOR PERIOD 31.12.2021		
		TL	FC	TOTAL	TL	FC	TOTAL
<b>A. OFF-BALANCE SHEET COMMITMENTS (I+II+III)</b>		<b>132,485</b>	<b>7,120,476</b>	<b>7,252,961</b>	<b>44,850</b>	<b>6,424,624</b>	<b>6,469,474</b>
<b>I. GUARANTEES AND WARRANTIES</b>	<b>2</b>	<b>100,724</b>	<b>6,929,507</b>	<b>7,030,231</b>	<b>23,324</b>	<b>6,368,835</b>	<b>6,392,159</b>
1.1. Letters of Guarantee		73,036	5,192,549	5,265,585	23,324	5,213,057	5,236,381
1.1.1. Guarantees Subject to State Tender Law		7,179	-	7,179	7,179	-	7,179
1.1.2. Guarantees Given for Foreign Trade Operations		31,096	5,185,058	5,216,154	3,408	5,207,937	5,211,345
1.1.3. Other Letters of Guarantee		34,761	7,491	42,252	12,737	5,120	17,857
1.2. Bank Acceptances		-	-	-	-	-	-
1.2.1. Import Letter of Acceptance		-	-	-	-	-	-
1.2.2. Other Bank Acceptances		-	-	-	-	-	-
1.3. Letters of Credit		-	1,246,891	1,246,891	-	697,625	697,625
1.3.1. Documentary Letters of Credit		-	-	-	-	-	-
1.3.2. Other Letters of Credit		-	1,246,891	1,246,891	-	697,625	697,625
1.4. Prefinancing Given as Guarantee		-	-	-	-	-	-
1.5. Endorsements		-	-	-	-	-	-
1.5.1. Endorsements to the Central Bank of the Republic of Turkey		-	-	-	-	-	-
1.5.2. Other Endorsements		-	-	-	-	-	-
1.6. Purchase Guarantees on Marketable Security Issuance		-	-	-	-	-	-
1.7. Factoring Guarantees		-	-	-	-	-	-
1.8. Other Guarantees		27,688	490,067	517,755	-	458,153	458,153
1.9. Other Collaterals		-	-	-	-	-	-
<b>II. COMMITMENTS</b>	<b>1</b>	<b>31,761</b>	<b>190,969</b>	<b>222,730</b>	<b>21,526</b>	<b>55,789</b>	<b>77,315</b>
2.1. Irrevocable Commitments		406	27,346	27,752	386	2,141	2,527
2.1.1. Asset Purchase and Sale Commitments		-	4,750	4,750	-	-	-
2.1.2. Deposit Purchase and Sales Commitments		-	-	-	-	-	-
2.1.3. Share Capital Commitments to Associates and Subsidiaries		-	-	-	-	-	-
2.1.4. Loan Granting Commitments		-	-	-	-	-	-
2.1.5. Securities Issue Brokerage Commitments		-	-	-	-	-	-
2.1.6. Commitments for Reserve Deposit Requirements		-	-	-	-	-	-
2.1.7. Commitments for Cheques		406	-	406	386	-	386
2.1.8. Tax and Fund Liabilities from Export Commitments		-	-	-	-	-	-
2.1.9. Commitments for Credit Card Limits		-	-	-	-	-	-
2.1.10. Commitments for Credit Cards and Banking Services Promotions		-	-	-	-	-	-
2.1.11. Receivables from Short Sale Commitments of Marketable Securities		-	-	-	-	-	-
2.1.12. Payables for Short Sale Commitments of Marketable Securities		-	-	-	-	-	-
2.1.13. Other Irrevocable Commitments		-	22,596	22,596	-	2,141	2,141
2.2. Revocable Commitments		31,355	163,623	194,978	21,140	53,648	74,788
2.2.1. Revocable Loan Granting Commitments		-	-	-	-	-	-
2.2.2. Other Revocable Commitments		31,355	163,623	194,978	21,140	53,648	74,788
<b>III. DERIVATIVE FINANCIAL INSTRUMENTS</b>	<b>5</b>	<b>-</b>	<b>-</b>	<b>-</b>	<b>-</b>	<b>-</b>	<b>-</b>
3.1. Hedging Derivative Financial Instruments		-	-	-	-	-	-
3.1.1. Transactions for Fair Value Hedge		-	-	-	-	-	-
3.1.2. Transactions for Cash Flow Hedge		-	-	-	-	-	-
3.1.3. Transactions for Foreign Net Investment Hedge		-	-	-	-	-	-
3.2. Trading Transactions		-	-	-	-	-	-
3.2.1. Forward Foreign Currency Buy/Sell Transactions		-	-	-	-	-	-
3.2.1.1. Forward Foreign Currency Transactions-Buy		-	-	-	-	-	-
3.2.1.2. Forward Foreign Currency Transactions-Sell		-	-	-	-	-	-
3.2.2. Swap Transactions Related to Foreign Currency and Interest Rates		-	-	-	-	-	-
3.2.2.1. Foreign Currency Swap-Buy		-	-	-	-	-	-
3.2.2.2. Foreign Currency Swap-Sell		-	-	-	-	-	-
3.2.2.3. Interest Rate Swap-Buy		-	-	-	-	-	-
3.2.2.4. Interest Rate Swap-Sell		-	-	-	-	-	-
3.2.3. Foreign Currency, Interest rate and Securities Options		-	-	-	-	-	-
3.2.3.1. Foreign Currency Options-Buy		-	-	-	-	-	-
3.2.3.2. Foreign Currency Options-Sell		-	-	-	-	-	-
3.2.3.3. Interest Rate Options-Buy		-	-	-	-	-	-
3.2.3.4. Interest Rate Options-Sell		-	-	-	-	-	-
3.2.3.5. Securities Options-Buy		-	-	-	-	-	-
3.2.3.6. Securities Options-Sell		-	-	-	-	-	-
3.2.4. Foreign Currency Futures		-	-	-	-	-	-
3.2.4.1. Foreign Currency Futures-Buy		-	-	-	-	-	-
3.2.4.2. Foreign Currency Futures-Sell		-	-	-	-	-	-
3.2.5. Interest Rate Futures		-	-	-	-	-	-
3.2.5.1. Interest Rate Futures-Buy		-	-	-	-	-	-
3.2.5.2. Interest Rate Futures-Sell		-	-	-	-	-	-
3.2.6. Other		-	-	-	-	-	-
<b>B. CUSTODY AND PLEDGES RECEIVED (IV+V+VI)</b>		<b>1,576,464</b>	<b>9,748,584</b>	<b>11,325,048</b>	<b>1,516,365</b>	<b>8,545,224</b>	<b>10,061,589</b>
<b>IV. ITEMS HELD IN CUSTODY</b>		<b>2,481</b>	<b>-</b>	<b>2,481</b>	<b>596</b>	<b>-</b>	<b>596</b>
4.1. Customer Fund and Portfolio Balances		-	-	-	-	-	-
4.2. Investment Securities Held in Custody		-	-	-	-	-	-
4.3. Checks Received for Collection		2,481	-	2,481	596	-	596
4.4. Commercial Notes Received for Collection		-	-	-	-	-	-
4.5. Other Assets Received for Collection		-	-	-	-	-	-
4.6. Assets Received for Public Offering		-	-	-	-	-	-
4.7. Other Items Under Custody		-	-	-	-	-	-
4.8. Custodians		-	-	-	-	-	-
<b>V. PLEDGES RECEIVED</b>		<b>1,573,983</b>	<b>9,748,584</b>	<b>11,322,567</b>	<b>1,515,769</b>	<b>8,545,224</b>	<b>10,060,993</b>
5.1. Marketable Securities		-	-	-	-	-	-
5.2. Guarantee Notes		55,199	327,255	382,454	57,199	298,849	356,048
5.3. Commodity		-	-	-	-	-	-
5.4. Warranty		-	-	-	-	-	-
5.5. Immovable		14,394	354,218	368,612	14,394	322,562	336,956
5.6. Other Pledged Items		1,504,390	9,067,111	10,571,501	1,444,176	7,923,813	9,367,989
5.7. Pledged Items-Depository		-	-	-	-	-	-
<b>VI. ACCEPTED INDEPENDENT GUARANTEES AND WARRANTIES</b>		<b>-</b>	<b>-</b>	<b>-</b>	<b>-</b>	<b>-</b>	<b>-</b>
<b>TOTAL OFF-BALANCE SHEET COMMITMENTS (A+B)</b>		<b>1,708,949</b>	<b>16,869,060</b>	<b>18,578,009</b>	<b>1,561,215</b>	<b>14,969,848</b>	<b>16,531,063</b>

The accompanying explanations and notes form an integral part of these consolidated financial statements.

**ARAP TÜRK BANKASI A.Ş.**  
**CONSOLIDATED STATEMENT OF PROFIT OR LOSS**  
**FOR THE PERIOD ENDED 31 MARCH 2022**

(Thousands of Turkish Lira ("TL"))

STATEMENT OF PROFIT OR LOSS	Note	THOUSANDS OF TURKISH LIRA (TL)	
		CURRENT PERIOD	PRIOR PERIOD
		(01/01/2022-31/03/2022)	(01/01/2021-31/03/2021)
<b>I. INTEREST INCOME</b>	<b>1</b>	<b>146,191</b>	<b>87,606</b>
1.1 Interest on Loans		72,275	36,865
1.2 Interest on Reserve Requirements		111	76
1.3 Interest on Banks		4,890	2,918
1.4 Interest on Money Market Transactions		4,349	18,452
1.5 Interest on Marketable Securities Portfolio		51,839	21,394
1.5.1 Fair Value Through Profit or Loss		-	505
1.5.2 Fair Value Through Other Comprehensive Income		18,467	5,276
1.5.3 Measured at Amortised Cost		33,372	15,613
1.6 Financial Lease Income		12,725	7,389
1.7 Other Interest Income		2	512
<b>II. INTEREST EXPENSE (-)</b>	<b>2</b>	<b>26,029</b>	<b>12,497</b>
2.1 Interest on Deposits		2,060	4,449
2.2 Interest on Funds Borrowed		21,631	7,621
2.3 Interest Expense on Money Market Transactions		61	-
2.4 Interest on Securities Issued		-	-
2.5 Measured at Amortised Expense		-	273
2.6 Other Interest Expenses		2,277	154
<b>III. NET INTEREST INCOME (I - II)</b>		<b>120,162</b>	<b>75,109</b>
<b>IV. NET FEES AND COMMISSIONS INCOME</b>		<b>22,573</b>	<b>20,780</b>
4.1 Fees and Commissions Received		23,634	21,445
4.1.1 Non-cash Loans		4,758	6,992
4.1.2 Other	<b>11</b>	18,876	14,453
4.2 Fees and Commissions Paid		1,061	665
4.2.1 Non-cash Loans		2	2
4.2.2 Other		1,059	663
<b>V. DIVIDEND INCOME</b>		<b>-</b>	<b>6</b>
<b>VI. TRADING INCOME /(LOSS) (Net)</b>	<b>3</b>	<b>1,885</b>	<b>1,369</b>
6.1 Trading Gains / (Losses) on Securities		-	126
6.2 Gains / (Losses) on Derivative Financial Transactions		(17)	(39)
6.3 Foreign Exchange Gains / (Losses)		1,902	1,282
<b>VII. OTHER OPERATING INCOME</b>	<b>4</b>	<b>5,751</b>	<b>5,268</b>
<b>VIII. GROSS OPERATING INCOME (III+IV+V+VI+VII+VIII)</b>		<b>150,371</b>	<b>102,532</b>
<b>IX. EXPECTED CREDIT LOSS (-)</b>	<b>5</b>	<b>1,162</b>	<b>7,511</b>
<b>X. OTHER PROVISION EXPENSE (-)</b>	<b>6</b>	<b>5,239</b>	<b>522</b>
<b>XI. PERSONNEL EXPENSE (-)</b>		<b>51,144</b>	<b>29,612</b>
<b>XII. OTHER OPERATING EXPENSES (-)</b>	<b>7</b>	<b>26,796</b>	<b>14,259</b>
<b>XIII. NET OPERATING INCOME/(LOSS) (VIII-IX-X)</b>		<b>66,030</b>	<b>50,628</b>
<b>XIV. EXCESS AMOUNT RECORDED AS INCOME AFTER MERGER</b>		<b>-</b>	<b>-</b>
<b>XV. INCOME/(LOSS) FROM INVESTMENTS IN SUBSIDIARIES CONSOLIDATED BASED ON EQUITY METHOD</b>		<b>-</b>	<b>-</b>
<b>XVI. INCOME/(LOSS) ON NET MONETARY POSITION</b>		<b>-</b>	<b>-</b>
<b>XVII. PROFIT/LOSS BEFORE TAX FROM CONTINUED OPERATIONS (XII+...+XV)</b>	<b>8</b>	<b>66,030</b>	<b>50,628</b>
<b>XVIII. TAX PROVISION FOR CONTINUED OPERATIONS (±)</b>		<b>(15,718)</b>	<b>(10,178)</b>
18.1 Current Tax Provision		(19,363)	(10,571)
18.2 Deferred Tax Income Effect (+)		8,260	3,901
18.3 Deferred Tax Expense Effect (-)		11,905	4,294
<b>XIX. CURRENT PERIOD PROFIT/LOSS FROM CONTINUED OPERATIONS (XVI±XVII)</b>	<b>9</b>	<b>50,312</b>	<b>40,450</b>
<b>XX. INCOME FROM DISCONTINUED OPERATIONS</b>		<b>-</b>	<b>-</b>
20.1 Income from Non-current Assets Held for Sale		-	-
20.2 Profit from Sales of Associates, Subsidiaries and Joint Ventures		-	-
20.3 Income from Other Discontinued Operations		-	-
<b>XXI. EXPENSES FOR DISCONTINUED OPERATIONS (-)</b>		<b>-</b>	<b>-</b>
21.1 Expenses for Non-current Assets Held for Sale		-	-
21.2 Loss from Sales of Associates, Subsidiaries and Joint Ventures		-	-
21.3 Expenses for Other Discontinued Operations		-	-
<b>XXII. PROFIT/LOSS BEFORE TAX FROM DISCONTINUED OPERATIONS (XIX-XX)</b>		<b>-</b>	<b>-</b>
<b>XXIII. TAX PROVISION FOR DISCONTINUED OPERATIONS (±)</b>		<b>-</b>	<b>-</b>
23.1 Current Tax Provision		-	-
23.2 Deferred Tax Expense Effect (+)		-	-
23.3 Deferred Tax Income Effect (-)		-	-
<b>XXIV. CURRENT PERIOD PROFIT/LOSS FROM DISCONTINUED OPERATIONS (XXI±XXII)</b>		<b>-</b>	<b>-</b>
<b>XXV. NET PROFIT/(LOSS) (XVIII+XXIII)</b>	<b>10</b>	<b>50,312</b>	<b>40,450</b>
25.1 Group Profit (Loss)		50,312	40,450
25.2 Minority shares Profit (Loss)		-	-
Earning/(Loss) per share (in TL full)		0.0011	0.0009

The accompanying explanations and notes form an integral part of these consolidated financial statements.

**ARAP TÜRK BANKASI A.Ş.**  
**CONSOLIDATED STATEMENT OF PROFIT OR LOSS AND OTHER**  
**COMPREHENSIVE INCOME FOR THE PERIOD ENDED 31 MARCH 2022**

(Thousands of Turkish Lira ("TL"))

		THOUSANDS OF TURKISH LIRA (TL)	
		CURRENT PERIOD	PRIOR PERIOD
		(01/01/2022-31/03/2022)	(01/01/2021-31/03/2021)
<b>I.</b>	<b>CURRENT PERIOD PROFIT/LOSS</b>	50,312	40,450
<b>II.</b>	<b>OTHER COMPREHENSIVE INCOME</b>	4,706	(8,588)
<b>2.1</b>	<b>Not Reclassified to Profit or Loss</b>	(3,588)	(1,166)
2.1.1	Property and Equipment Revaluation Increase/Decrease	-	-
2.1.2	Intangible Assets Revaluation Increase/Decrease	-	-
2.1.3	Defined Benefit Pension Plan Remeasurement Gain/Loss	(4,521)	(1,457)
2.1.4	Other Comprehensive Income Items Not Reclassified Through Profit or Loss	-	-
2.1.5	Tax Related Other Comprehensive Income Items Not Reclassified Through Profit or Loss	933	291
<b>2.2</b>	<b>Reclassified to Profit or Loss</b>	8,294	(7,422)
2.2.1	Foreign Currency Translation Differences	-	-
	Valuation and/or Reclassification Income/Expense of the Financial Assets at Fair Value through Other		
2.2.2	Comprehensive Income	10,831	(9,224)
2.2.3	Cash Flow Hedge Income/Loss	-	-
2.2.4	Foreign Net Investment Hedge Income/Loss	-	-
2.2.5	Other Comprehensive Income Items Reclassified Through Profit or Losses	-	-
2.2.6	Tax Related Other Comprehensive Income Items Reclassified Through Profit or Loss	(2,537)	1,802
<b>III.</b>	<b>TOTAL COMPREHENSIVE INCOME (I+II)</b>	55,018	31,862

**ARAP TÜRK BANKASI A.Ş.**

**CONSOLIDATED STATEMENT OF CHANGES IN SHAREHOLDERS' EQUITY FOR THE PERIOD ENDED 31 MARCH 2022**

(Thousands of Turkish Lira ("TL"))

STATEMENT OF CHANGES IN SHAREHOLDERS' EQUITY					Other Comprehensive Income/Expense Items not to be Recycled to Profit or Loss			Other Comprehensive Income/Expense Items to be Recycled to Profit or Loss								
	Paid-in capital	Share premium	Share certificate cancel profits	Other capital reserves	Tangible and Intangible Assets Revaluation Reserve	Accumulated Gains / Losses on Remeasurements of Defined Benefit Plans	Other (Other Comprehensive Income of Associates and Joint Ventures Accounted for Using Equity Method that will not be Reclassified to Profit or Loss and Other Accumulated Amounts of Other Comprehensive Income that will not be Reclassified to Profit or Loss)	Exchange Differences on Translation	Accumulated gains (losses) due to revaluation and/or reclassification of financial assets measured at fair value through other comprehensive income	Other (Accumulated Gains or Losses on Cash Flow Hedges, Other Comprehensive Income of Associates and Joint Ventures Accounted for Using Equity Method that will be Reclassified to Profit or Loss and Other Accumulated Amounts of Other Comprehensive Income that will be Reclassified to Profit or Loss)	Profit reserves	Prior period net income/(loss)	Current period net income/(loss)	Total Equity Before Minority Interest	Minority Interest	Total Equity
<b>PRIOR PERIOD</b>																
31.03.2021																
<b>I. Balance at the beginning of the period</b>	440,000	-	-	-	104,679	(5,296)	-	-	8,602	-	44,174	484,042	100,781	1,176,982	-	1,176,982
<b>II. Adjustment in accordance with TMS 8</b>	-	-	-	-	-	-	-	-	-	-	-	-	-	-	-	-
2.1 Effect of adjustment	-	-	-	-	-	-	-	-	-	-	-	-	-	-	-	-
2.2 Effect of changes in accounting policies	-	-	-	-	-	-	-	-	-	-	-	-	-	-	-	-
<b>III. New balance (I+II)</b>	440,000	-	-	-	104,679	(5,296)	-	-	8,602	-	44,174	484,042	100,781	1,176,982	-	1,176,982
<b>IV. Total comprehensive income (loss)</b>	-	-	-	-	-	(1,166)	-	-	(7,422)	-	-	-	40,450	31,862	-	31,862
V. Capital increase in cash	-	-	-	-	-	-	-	-	-	-	-	-	-	-	-	-
VI. Capital increase through internal reserves	-	-	-	-	-	-	-	-	-	-	-	-	-	-	-	-
VII. Issued capital inflation adjustment difference	-	-	-	-	-	-	-	-	-	-	-	-	-	-	-	-
VIII. Convertible bonds	-	-	-	-	-	-	-	-	-	-	-	-	-	-	-	-
IX. Subordinated debt	-	-	-	-	-	-	-	-	-	-	-	-	-	-	-	-
X. Increase (decrease) through other changes, equity	-	-	-	-	-	-	-	-	-	-	-	-	-	-	-	-
<b>XI. Profit distribution</b>	-	-	-	-	-	-	-	-	-	-	787	99,994	(100,781)	-	-	-
11.1 Dividends distributed	-	-	-	-	-	-	-	-	-	-	-	-	-	-	-	-
11.2 Transfers to legal reserves	-	-	-	-	-	-	-	-	-	-	787	99,994	(100,781)	-	-	-
11.3 Other	-	-	-	-	-	-	-	-	-	-	-	-	-	-	-	-
<b>Balances (III+IV+.....+X+XI)</b>	440,000	-	-	-	104,679	(6,462)	-	-	1,180	-	44,961	584,036	40,450	1,208,844	-	1,208,844
<b>CURRENT PERIOD</b>																
31.03.2022																
<b>I. Balance at the beginning of the period</b>	440,000	-	-	-	160,466	(7,506)	-	-	(23,476)	-	49,790	579,207	163,007	1,361,488	-	1,361,488
<b>II. Adjustment in accordance with TMS 8</b>	-	-	-	-	-	-	-	-	-	-	-	-	-	-	-	-
2.1 Effect of adjustment	-	-	-	-	-	-	-	-	-	-	-	-	-	-	-	-
2.2 Effect of changes in accounting policies	-	-	-	-	-	-	-	-	-	-	-	-	-	-	-	-
<b>III. New balance (I+II)</b>	440,000	-	-	-	160,466	(7,506)	-	-	(23,476)	-	49,790	579,207	163,007	1,361,488	-	1,361,488
<b>IV. Total comprehensive income (loss)</b>	-	-	-	-	-	(3,588)	-	-	8,294	-	-	-	50,312	55,018	-	55,018
V. Capital increase in cash	-	-	-	-	-	-	-	-	-	-	-	-	-	-	-	-
VI. Capital increase through internal reserves	-	-	-	-	-	-	-	-	-	-	-	-	-	-	-	-
VII. Issued capital inflation adjustment difference	-	-	-	-	-	-	-	-	-	-	-	-	-	-	-	-
VIII. Convertible bonds	-	-	-	-	-	-	-	-	-	-	-	-	-	-	-	-
IX. Subordinated debt	-	-	-	-	-	-	-	-	-	-	-	-	-	-	-	-
X. Increase (decrease) through other changes, equity	-	-	-	-	-	-	-	-	-	-	-	-	-	-	-	-
<b>XI. Profit distribution</b>	-	-	-	-	-	-	-	-	-	-	8,016	154,991	(163,007)	-	-	-
11.1 Dividends distributed	-	-	-	-	-	-	-	-	-	-	-	-	-	-	-	-
11.2 Transfers to legal reserves	-	-	-	-	-	-	-	-	-	-	8,016	154,991	(163,007)	-	-	-
11.3 Other	-	-	-	-	-	-	-	-	-	-	-	-	-	-	-	-
<b>Balances (III+IV+.....+X+XI)</b>	440,000	-	-	-	160,466	(11,094)	-	-	(15,182)	-	57,806	734,198	50,312	1,416,506	-	1,416,506

**ARAP TÜRK BANKASI A.Ş.**  
**CONSOLIDATED STATEMENT OF CASH FLOWS**  
**FOR THE PERIOD ENDED AT 31 MARCH 2022**

(Thousands of Turkish Lira ("TL"))

	Note	THOUSANDS OF TURKISH LIRA (TL)	
		CURRENT PERIOD (01/01/2022-31/03/2022)	PRIOR PERIOD (01/01/2021-31/03/2021)
<b>A. CASH FLOWS FROM BANKING OPERATIONS</b>			
<b>1.1 Operating Profit Before Changes in Operating Assets and Liabilities</b>		<b>93,326</b>	<b>(262,185)</b>
1.1.1 Interest Received		126,907	81,633
1.1.2 Interest Paid		(33,639)	(14,077)
1.1.3 Dividend Received		-	6
1.1.4 Fees and Commissions Received		23,634	21,445
1.1.5 Other Income		8,612	7,005
1.1.6 Collections from Previously Written-off Loans and Other Receivables		615	3,077
1.1.7 Payments to Personnel and Service Suppliers		(63,864)	(37,362)
1.1.8 Taxes Paid		(12,370)	(11,083)
1.1.9 Other		43,431	(312,829)
<b>1.2 Changes in Operating Assets and Liabilities</b>		<b>(410,637)</b>	<b>730,960</b>
1.2.1 Net Increase/Decrease in Financial Assets at Fair Value Through Profit or Loss		(12,848)	8,865
1.2.2 Net (increase) / decrease in due from banks and other financial institutions		-	-
1.2.3 Net (increase) / decrease in loans		(378,854)	305,764
1.2.4 Net (increase) / decrease in other assets		(41,067)	(13,645)
1.2.5 Net increase / (decrease) in bank deposits		183,562	(2,525)
1.2.6 Net increase / (decrease) in other deposits		(184,525)	206,298
1.2.7 Net Increase/Decrease in Financial Liabilities at Fair Value Through Profit or Loss		-	-
1.2.8 Net increase / (decrease) in funds borrowed		55,543	325,738
1.2.9 Net increase / (decrease) in payables		-	-
1.2.10 Net increase / (decrease) in other liabilities		(32,448)	(99,535)
<b>I. Net Cash Provided from Banking Operations</b>		<b>(317,311)</b>	<b>468,775</b>
<b>B. CASH FLOWS FROM INVESTMENT ACTIVITIES</b>		<b>-</b>	<b>-</b>
<b>II. Net Cash Provided from Investing Activities</b>		<b>69,420</b>	<b>(96,331)</b>
2.1 Cash paid for acquisition of investments, associates and subsidiaries		-	-
2.2 Cash obtained from disposal of investments, associates and subsidiaries		-	-
2.3 Purchases of property and equipment		(1,309)	(4,166)
2.4 Disposals of property and equipment		-	-
2.5 Purchase of Financial Assets at Fair Value Through Other Comprehensive Income		-	(47,032)
2.6 Sale of Financial Assets at Fair Value Through Other Comprehensive Income		103,141	104,084
2.7 Purchase of Financial Assets Measured at Amortised Cost		(312,937)	(164,729)
2.8 Sale of Financial Assets Measured at Amortised Cost		281,143	16,211
2.9 Other		(618)	(699)
<b>C. CASH FLOWS FROM FINANCING ACTIVITIES</b>		<b>-</b>	<b>-</b>
<b>III. Net Cash Provided from Financing Activities</b>		<b>(260)</b>	<b>(273)</b>
3.1 Cash Obtained from Funds Borrowed and Securities Issued		-	-
3.2 Cash Used for Repayment of Funds Borrowed and Securities Issued		-	-
3.3 Issued Equity Instruments		-	-
3.4 Dividends Paid		-	-
3.5 Payments for Finance Leases		(260)	(273)
3.6 Other		-	-
<b>IV. Effect of Change in Foreign Exchange Rate on Cash and Cash Equivalents</b>	1	<b>175,665</b>	<b>149,588</b>
<b>V. Net Decrease/ Increase in Cash and Cash Equivalents (I+II+III+IV)</b>	1	<b>(72,486)</b>	<b>521,759</b>
<b>VI. Cash and Cash Equivalents at the Beginning of the Period</b>	1	<b>2,356,638</b>	<b>1,251,804</b>
<b>VII. Cash and Cash Equivalents at the End of the Period</b>	1	<b>2,284,152</b>	<b>1,773,563</b>

The accompanying explanations and notes form an integral part of these consolidated financial statements.



**SECTION THREE**

**EXPLANATIONS ON ACCOUNTING POLICIES**

**I. EXPLANATIONS FOR BASIS OF PRESENTATION**

The consolidated financial statements are prepared within the scope of the “Regulation on Accounting Applications for Banks and Safeguarding of Documents” related with Banking Act numbered 5411 published in the Official Gazette no.26333 dated 1 November 2006 and other regulations related to reporting principles on accounting records of Banks published by Banking Regulation and Supervision Agency and circulars and interpretations published by Banking Regulation and Supervision Authority (together referred as BRSA Accounting and Reporting Legislation) and in case where a specific regulation is not made by BRSA, Turkish Accounting Standards and Turkish Financial Reporting Standards (“TFRS”) and related appendices and interpretations (referred as “Turkish Accounting Standards” or “TAS”) put into effect by Public Oversight Accounting and Auditing Standards Authority (“POA”) (all referred as “Reporting Standards”).

The format and content of the publicly announced consolidated financial statements and notes to these statements have been prepared in accordance with the “Communiqué on Publicly Announced Financial Statements, Explanations and Notes to These Financial Statements”, published in Official Gazette no. 28337, dated 28 June 2012, and amendments to this Communiqué. The Bank maintains its books in Turkish Lira in accordance with the Banking Act, Turkish Commercial Code and Turkish Tax Legislation.

The accompanying consolidated financial statements are prepared in accordance with the cost basis except for financial assets and liabilities at fair value, and real estates which are presented on a fair value basis.

The preparation of financial statements requires the use of certain critical estimates on assets and liabilities reported as of balance sheet date or amount of contingent assets and liabilities explained and amount of income and expenses occurred in related period. Although these estimates rely on the management’s best judgment, actual results can vary from these estimates. Judgements and estimates are explained in related notes.

For a correct perception of the financial statements, the accounting policies and valuation principles are explained between in Notes No. II and XXIII.

New and revised Turkish Accounting Standards effective for annual periods beginning on or after 1 January 2021 have no material effect on the financial statements, financial performance and on the Parent Bank’s accounting policies. New and revised Turkish Accounting Standards issued but not yet effective as of the finalization date of the financial statements have no material effect on the financial statements, financial performance and on the Bank’s accounting policies.

**SECTION THREE**

**EXPLANATIONS ON ACCOUNTING POLICIES**

**II. INFORMATION ON STRATEGY FOR THE USE OF FINANCIAL INSTRUMENTS AND FOREIGN CURRENCY TRANSACTIONS**

The Bank’s core business operation is banking activities including corporate banking, commercial banking, retail banking and security transactions (treasury transactions) together with international banking services. The Bank uses financial instruments intensively because of the nature of the Bank. The main funding resources are deposits, borrowing and equity and these resources are invested in qualified financial assets. The Bank follows the utilization of resources and the risk and return for the investments in various financial assets through an effective asset and liability management strategy.

The transactions in foreign currency are recorded in accordance with “TAS 21 - Effects of Exchange Rate Changes” Related gain and loss occurred due to the changes in exchange rates resulted by the foreign currency transactions are translated into Turkish Lira over the effective exchange rate prevailing at the date of the transaction and is recorded accordingly.

At the end of the related periods, foreign currency assets and liability balances outstanding are translated into Turkish Lira over the Bank’s exchange rates prevailing at the balance sheet date and the resulting exchange rate differences are accounted as foreign exchange gains and losses.

**SECTION THREE**

**EXPLANATIONS ON ACCOUNTING POLICIES (Continued)**

**III. EXPLANATIONS ON INVESTMENTS IN ASSOCIATES AND SUBSIDIARIES**

The accompanying consolidated financial statements are prepared in accordance with “Communiqué on Preparation of Consolidated Financial Statements” which is published in the Official Gazette No. 26340 dated November 8, 2006. The Parent Bank directly owns the shares of A&T Finansal Kiralama A.Ş. and this subsidiary is consolidated accordingly. As of current period, the Parent Bank has no associates.

A&T Finansal Kiralama Anonim Şirketi, was founded in 1997 with the aim to provide financial leasing services.

The Parent Bank and its subsidiary A&T Finansal Kiralama A.Ş that is included in consolidation are together referred to as “Group” in the disclosures and footnotes related to the consolidated financial statements.

“Full Consolidation” method has been applied in consolidating the financial statements of the Parent Bank with the financial statements of its subsidiary. In accordance with this method, the financial statements of the Parent Bank and its subsidiary are combined on a line-by-line basis by adding together the all items of assets, liabilities, income, expenses and off-balance sheet items, in preparing consolidated financial statements. Minority interests are presented separately in the consolidated balance sheet and consolidated statement of income.

**The major principles applied in the consolidation of subsidiaries**

The carrying amount of the Parent Bank’s net investment in the subsidiary and the Parent Bank’s portion of equity of the subsidiary are eliminated.

All intercompany transactions and intercompany balances between the consolidated subsidiary and the Parent Bank are eliminated.

The financial statements which have been used in the consolidation are prepared as current period and appropriate adjustments are made to financial statements to use uniform accounting policies for similar transactions and events in similar circumstances.

**SECTION THREE**

**EXPLANATIONS ON ACCOUNTING POLICIES (Continued)**

**IV. INFORMATION ON FORWARD TRANSACTIONS, OPTIONS AND DERIVATIVE INSTRUMENTS**

Derivative financial instruments of the Bank are classified under "IFRS 9 Financial Instruments" ("IFRS 9"), "Derivative Financial Assets Designated at Fair Value through Profit or Loss".

Derivatives are initially recorded at their purchase costs including the transaction costs. The notional amounts of derivative transactions are recorded in off-balance sheet accounts based on their contractual amounts.

The derivative transactions are measured at fair value subsequent to initial recognition and if the fair value of a derivative financial instrument is positive, it is disclosed under trading derivative financial assets and if the fair value difference is negative, it is disclosed under trading derivative financial liabilities.

Gains and losses arising from a change in fair value of trading derivatives after the re measurement are accounted in the income statement. The fair value of the derivative financial instruments is calculated using quoted market prices by using discounted cash flows model.

**V. INFORMATION ON INTEREST INCOME AND EXPENSE**

Interest income and expense are recognized according to the effective interest method based on accrual basis. Effective interest rate is the rate that discounts the expected cash flows of financial assets or liabilities during their lifetimes to their carrying values. Effective interest rate is calculated when a financial asset or a liability is initially recorded and is not modified thereafter.

The computation of effective interest rate comprises discounts and premiums, fees and commissions paid or received and transaction costs. Transaction costs are additional costs that are directly related to the acquisition, issuance or disposal of financial assets or liabilities.

**VI. INFORMATION ON FEES AND COMMISSION**

Fees and commission received and paid are recognized according to either accrual basis of accounting or effective interest method depending on nature of fees and commission; incomes derived from agreements and asset purchases for third parties are recognized as income when realized.

**SECTION THREE**

**EXPLANATIONS ON ACCOUNTING POLICIES (Continued)**

**VII. INFORMATION ON FINANCIAL ASSETS**

Financial assets are recognized or derecognized according to TFRS 9 Financial Instruments Part 3 Recognition and Derecognition. Financial assets are measured at fair value at initial recognition in the financial statements. During the initial recognition of financial assets other than “Financial Assets at Fair Value Through Profit or Loss”, transaction costs are added to fair value or deducted from fair value. They are included in the balance sheet of the group if the Bank is a legal party to these instruments.

Group categorizes its financial assets as “Fair Value Through Profit/Loss”, “Fair Value Through Other Comprehensive Income” or “Measured at Amortized Cost”. Financial instruments comprise financial assets and liabilities and derivative instruments. This classification is based on the contractual cash flow characteristics of the related business model used for management of the financial assets at initial recognition.

**a. Financial Assets at Fair Value through Profit or Loss**

“Financial assets at fair value through profit/loss” are financial assets that are either acquired for generating a profit from short term fluctuations in prices or are financial assets included in a portfolio aiming to short-term profit making.

Financial assets at the fair value through profit or loss are initially recognized at fair value and remeasured at their fair value after recognition. All gains and losses arising from these valuations are reflected in the income statement.

Government bonds and treasury bills included in Financial Assets at Fair Value through Profit or Loss portfolios traded in BIST are carried at weighted average exchange rates of BIST as of the balance sheet date and those securities that are not traded in BIST are carried at other valuation models. All gains and losses arising from these valuations are reflected in the statement of profit or loss.

**SECTION THREE**

**EXPLANATIONS ON ACCOUNTING POLICIES (Continued)**

**VII. INFORMATION ON FINANCIAL ASSETS (Continued)**

**b. Financial Assets at Fair Value Through Other Comprehensive Income**

In addition to Financial assets within a business model that aims to hold to collect contractual cash flows and aims to hold to sell, financial asset with contractual terms that lead to cash flows are solely payments of principal and interest at certain dates, they are classified as fair value through other comprehensive income.

Financial assets at fair value through other comprehensive income are recognized by adding transaction cost to acquisition cost reflecting the fair value of the financial asset. After the recognition, financial assets at fair value through other comprehensive income are remeasured at fair value. Interest income calculated with effective interest rate method arising from financial assets at fair value through other comprehensive income and dividend income from equity securities are recorded to income statement. “Unrealized gains and losses” arising from the difference between the amortized cost and the fair value of financial assets at fair value through other comprehensive income are not reflected in the income statement of the period until the acquisition of the asset, sale of the asset, the disposal of the asset, and impairment of the asset and they are accounted under the “Accumulated other comprehensive income or expense to be reclassified through profit or loss” under shareholders’ equity. When these securities are collected or disposed of, the accumulated fair value differences reflected in the shareholders' equity are reflected to the income statement.

Subsequent amendments to the values of investments in equity instruments are not reflected in the income statement except for the dividend.

At initial recognition, it can be made an irrevocable election to present in other comprehensive income subsequent changes in the fair value of an investment in an equity instrument that is neither held for trading nor contingent consideration recognized by an acquirer in a business combination to which TFRS 3 applies.

The subsequent measurement of financial assets at fair value through other comprehensive income is based on fair value. However, securities that do not have a quoted market price in an active market, the fair value for the floating rate securities is measured at the amortized cost using the most probable effective interest method; for fixed interest securities, fair value pricing models or discounted cash flow techniques are used.

**SECTION THREE**

**EXPLANATIONS ON ACCOUNTING POLICIES (Continued)**

**VII. INFORMATION ON FINANCIAL ASSETS (Continued)**

**c. Financial Assets Measured at Amortized Cost**

Financial assets that are held for collection of contractual cash flows where those cash flows represent solely payments of principal and interest are classified as financial assets measured at amortized cost.

Financial assets measured at amortized cost are initially recognized at acquisition cost including the transaction costs which reflect the fair value of those instruments and subsequently recognized at amortized cost by using effective interest rate method. Interest income obtained from financial assets measured at amortized cost is accounted in income statement.

**d. Loans**

Loans are financial assets that have fixed or determinable payments terms and are not quoted in an active market. Loans are initially recognized at acquisition cost plus transaction costs presenting their fair value and thereafter measured at amortized cost using the “Effective Interest Rate Method”.

Bank loans and receivables are initially carried at cost value. Bank loans are measured at amortized cost with internal rate of return. Fees paid for the assets received as collateral against loans, such as transaction costs and other costs are part of acquisition cost and charged to the customer.

Bank’s loans measured at amortized cost account.

**SECTION THREE**

**EXPLANATIONS ON ACCOUNTING POLICIES (Continued)**

**VII. INFORMATION ON FINANCIAL ASSETS (Continued)**

**e. Impairment**

Group recognizes an Impairment for financial assets measured at amortized cost and at fair value through other comprehensive income.

As of 1 January 2018, the Bank recognize provisions for impairment in accordance with TFRS 9 requirements according to the “Regulation on the Procedures and Principles for Classification of Loans by Banks and Provisions to be set aside” published in the Official Gazette dated 22 June 2016 numbered 29750. Method of provisions for impairment as set out in accordance with the related legislation of BRSA is changed by applying the expected credit loss model under TFRS 9. Expected loss estimate is unbiased, weighted by probabilities and includes supportable information about estimates of past events, current conditions and future economic conditions.

The expected credit loss model includes instruments that are recorded at amortized cost or at fair value in other comprehensive income tables (such as bank deposits, loans and securities) and, in addition, financial lease receivables that are not measured at fair value through profit or loss, credit commitments and financial guarantee contracts.

Expected credit loss is an estimate of the expected credit losses over the life of a financial instrument also the following aspects are important for the measurement.

- 1) Probability-weighted and neutral amount determined by taking into account possible outcomes,
- 2) Time value of money,
- 3) Reasonable and supportable information on past events, current conditions and forecast of future economic conditions, at the time of reporting, without excessive cost and effort.

The expected 12 monthly credit loss values are part of the life expectancy loss calculation (within 12 months after the reporting date or within a shorter period if the life of a financial instrument is shorter than 12 months).

The main theme of the expected credit loss model can reflect the deterioration of the quality of financial instruments or the general view of recovery. The amount of expected credit loss, known as loss allowance or allowance, depends on the degree of credit deterioration. There are two measurements according to the general approach:

12-Month Expected Loss (1st Stage) is valid for all assets unless there is a significant deterioration in the quality of the loan.

Lifetime Expected Loss (2nd and 3rd Stage) is applied when a significant increase in credit risk occurs.

The following parameters are used in the calculation of expected credit loss;

Probability of Default: It denotes the possibility of default of the loan in the related term. The Bank's internal ratings are used in the calculation of the probability of default.

Loss in case of default: refers to the expected loss rate from the loan in case of default

Default Amount: refers to the risk balance for cash loans and the risk balance calculated by using the credit conversion rate for non-cash loans.



**SECTION THREE**

**EXPLANATIONS ON ACCOUNTING POLICIES (Continued)**

**VII. INFORMATION ON FINANCIAL ASSETS (Continued)**

**e. Impairment (Continued)**

*Individual Evaluation*

A credit loss can be defined as the difference between all contractual cash flows that are outstanding under the contract and the original expected EIR (Effective Interest Rate) value and discounted cash flows.

When cash flows are estimated, the following conditions are taken into account.

- a) All contractual terms of the financial intermediary during the expected lifetime of the financial instrument
- b) Cash flows from collateral sales

*Definition of Default*

The debtor can be considered as the Stage 3 under conditions where the debtor fails to pay his obligations regardless of past due and the guarantees the debtor has.

These conditions have stated below:

- 1) To have a past due more than 90 days. (150 days for the financial leasing receivables)
- 2) The decision taken for bankruptcy or concordatum registration.
- 3) To have a loan classified as standard receivable by restructuring while monitored as non-performing loan and to have a past due more than 30 days of principal and/or interest payment delayed within the 1 year monitoring period or to have a loan restructured once more during this monitoring period.
- 4) Other neutral criteria deemed appropriate by management.

*Significant increase in credit risk definition*

Loans are designated as the First Group (Standard loans), the Second Group (loans under close monitoring), the Third Group (loans with limited collection), the Fourth Group (loans in suspicious cases where the loss is expected) and the fifth group (Losses).

In this context, in the criteria applied for the loans classified in the first Group; the issue of future payment issues is not expected and the credit worthiness of the borrower of the loan has not weakened. In accordance with TFRS 9, loans subject to 12-month credit impairment are classified under the First Group (Stage 1).

The criteria applied for the credits classified in the Stage 2 are; unfavourable developments in debt payment or cash flows of debtors are observed or anticipated, problems arises in principal and / or interest payments in accordance with the terms of the loan agreement and the credit risk of the borrower is considerably increased. In accordance with TFRS 9, loans classified in the Stage 2 are subject to the provision of an expected lifetime loan loss provision.

The conditions for the loans classified in the stage 2 are stated below;

1. Past due more than 30 days,
- 2.The subject of in-bank restructuring,
3. Bankruptcy / concordatum registration
4. High level negative investigation
5. Restructured

**SECTION THREE**

**EXPLANATIONS ON ACCOUNTING POLICIES (Continued)**

**VII. INFORMATION ON FINANCIAL ASSETS (Continued)**

**e. Impairment (Continued)**

Loans classified as third, fourth and fifth groups are considered as non-performing loans. In accordance with TFRS 9, these loans, which are subject to a lifetime impairment application, are classified under the Stage 3.

The relevant Staging criteria and default definitions are set out in accordance with TFRS 9 regulation and specified in the monitoring policies.

Under the contractual cash flows, the cash flows from the sale of the collateral and the cash flows from the loans are also taken into account.

In accordance with TFRS 9, probability-weighted scenarios are taken into account over the expected life of the financial instrument in order to estimate the expected losses. The assessment consists of an assessment of the possible outcomes, including the amount and timing of cash flows for certain outputs and the identification of possible scenarios that indicate the estimated likelihood of that outcome.

The Parent Bank's loans have been evaluated and classified as of 31 March 2022 in line with the Regulation on the Classification of Loans and the Procedures and Principles Regarding Provisions to be Reserved for them and taking into account the effects of Covid-19; accordingly, a provision has been set aside.

The Bank uses a statistical model with credit risk parameters in accordance with the relevant legislation and accounting standards in the calculation of expected credit losses. Expected credit losses are measured using reasonable and supportable information and including macroeconomic variables, taking into account macroeconomic projections for the future as well as historical information. Within the scope of the macroeconomic model, it is used in the final estimation studies obtained by weighting three scenarios as base, optimistic and negative. The changes in Gross Domestic Product (GDP) are used as the main macroeconomic independent variable used in these estimates. Credit risk parameters used in the calculation of expected credit losses are reviewed and evaluated at least once a year within the framework of model validation processes. The macroeconomic forecasts used in risk parameter models and the historical default data of portfolios are re-evaluated in each quarter in order to reflect the changes in the economic conjuncture and updated as needed.

The Bank has possibilities in accordance with the BRSA Decisions on Regulation on Procedures and Principles for Classification of Loans and Provisions to be Set Aside numbered 8948 dated 17 March 2020, numbered 8970 dated 27 March 2020, numbered 9312 dated 8 December 2020 and numbered 9624 dated 17 June 2020 and numbered 9795 dated 16 September 2021 starting from 17 March 2020 , due to the disruptions in economic and commercial activities as a result of the Covid-19 pandemic;

As of 31 March 2022, the Group does not have any loans in the framework of the above circular.

**SECTION THREE**

**EXPLANATIONS ON ACCOUNTING POLICIES (Continued)**

**VIII. INFORMATION ON OFFSETTING FINANCIAL INSTRUMENTS**

Financial assets and financial liabilities are offset and the net amount is reported in the balance sheet if, and only if, there is a currently enforceable legal right to offset the recognized amounts and there is an intention to settle on a net basis, or to realize the asset and settle the liability simultaneously.

**IX. INFORMATION ON SALE AND REPURCHASE AGREEMENTS AND LENDING OF FINANCIAL ASSETS**

Repurchase (“repo”) and resale (“reverse repo”) agreements of financial assets are followed at the balance sheet accounts. Financial assets which are sold to customers under repurchase agreements are categorized according to initial classification and are measured in accordance with the accounting policy of the related portfolio.

Funds obtained under repurchase agreements are accounted under funds provided under repurchase agreements in liability accounts. The interest expense accruals are calculated by means of internal rate of return method over the difference resulting from repurchase and sale prices for the relevant period.

Securities subject to repurchase agreements are reflected under receivables from reverse repurchase agreements. The difference between the purchase and resell price which is related with the period is computed with the effective interest rate method for accrued interest income.

As of the balance sheet date, there is no security lending transactions.

**SECTION THREE**

**EXPLANATIONS ON ACCOUNTING POLICIES (Continued)**

**X. INFORMATION ON ASSETS HELD FOR SALE AND RELATED TO DISCONTINUED OPERATIONS AND EXPLANATIONS ON LIABILITIES RELATED WITH THESE ASSETS**

Property and equipment held-for-sale consist of tangible assets that were acquired due to non-performing loans and receivables, and are accounted in the financial statements in accordance with the regulations of “Turkish Financial Reporting Standard for Assets Held for Sale and Discontinued Operations (TFRS 5)”.

The assets that meet the criteria of being classified under assets held for sale are measured at the lower of their book values or fair value less costs to be incurred for sale, depreciation for these assets is ceased and these assets are presented separately in the balance sheet. In order for an asset to be classified as an asset held for sale, the related asset (or the asset group to be disposed) shall be ready to be sold immediately under usual conditions and should have a high possibility to be sold. To have a high possibility of sale, a plan should have been made for the sale of the asset (or the asset group to be disposed) and an active program should have been started by the management, aiming to complete the plan and determine the buyers. The related amount is very low. In addition, the asset should be actively marketed at a price that is consistent with the true value.

A discontinued operation is a part of an entity which is classified as to be disposed or held for sale. The results related to discontinuing operations are presented separately in the income statement. The Bank does not have any discontinued operations.

**XI. INFORMATION ON GOODWILL AND OTHER INTANGIBLE ASSETS**

There is no goodwill in the accompanying financial statements related to the acquisition of a subsidiary. The Group’s intangible assets consist of software.

Intangible assets are initially recorded at their costs in compliance with the “TAS 38 - Intangible Assets”.

The costs of the intangible assets purchased before 31 December 2004 are restated from the purchasing dates to 31 December 2004, the date the hyperinflationary period is considered to be ended. The intangible assets purchased after this date are recorded at their historical costs. The intangible assets are amortized based on straight line amortization. The useful life of software is determined as 3-15 years.

If there is objective evidence of impairment, the asset’s recoverable amount is estimated in accordance with the “TAS 36 - Impairment of Assets” and if the recoverable amount is less than the carrying value of the related asset, a provision for impairment loss is made.

**SECTION THREE****EXPLANATIONS ON ACCOUNTING POLICIES (Continued)****XII. INFORMATION ON TANGIBLE ASSETS**

The costs of the tangible assets purchased before 31 December 2004 are restated from the purchasing dates to 31 December 2004, the date the hyperinflationary period is considered to be ended. In subsequent periods no inflation adjustment is made for tangible assets, and costs which are restated as of 31 December 2004 are considered as their historical costs. Tangible assets purchased after 1 January 2005 are recorded at their historical costs after foreign exchange differences and financial expenses are deducted if any.

While the Parent Bank is using the cost model under the TAS 16 “Property, Plant and Equipment” for the valuation of the property under tangible assets, the current year has been changed to the revaluation model in the valuation of the property in use. The property value in the appraisal report prepared by the appraisal company and the net book value the positive difference is monitored in equity accounts.

Gains and losses arising from the disposal of the tangible assets are calculated as the difference between the net book value and the net sales price and recognized in the income statement of the period.

Maintenance and repair costs incurred for tangible assets are recorded as expense. Expenditures incurred that extend the useful life and service capacity of the assets are capitalized.

The depreciation rates used approximate the rates of the useful life of the tangible assets are as follows:

<b>Tangible Assets</b>	<b>Estimated Useful Life (Years)</b>	<b>Depreciation Rate (%)</b>
Buildings	37-44	2-3
Motor vehicles	5	20
Office equipment, furniture and fixture	3-50	2-33

There are no changes in the accounting estimates that are expected to have an impact in the current or subsequent periods.

At each reporting date, the Group evaluates whether there is objective evidence of impairment on its assets. If there is an objective evidence of impairment, the asset’s recoverable amount is estimated in accordance with the “TAS 36 - Impairment of Assets” and if the recoverable amount is less than the carrying value of the related asset, a provision for impairment loss is made.

**SECTION THREE**

**EXPLANATIONS ON ACCOUNTING POLICIES (Continued)**

**XIII. INFORMATION ON LEASING ACTIVITIES**

*Finance leasing activities as the lessee*

Tangible assets acquired through financial leasing are recognized as assets and the related liabilities as lease payables in the Group’s assets and liabilities, respectively. In the determination of the related assets and liabilities, the lower of the fair value of the leased asset and the present value of leasing payments is considered. Financial costs of leasing agreements are expanded in lease periods at a fixed interest rate.

If there is impairment in the value of the assets obtained through financial lease and in the expected future benefits, the leased assets are valued with net realizable value. Depreciation for assets obtained through financial lease is calculated in the same manner as tangible assets.

Interest and exchange rate expenses related to financial leasing are recognized in the income statement.

*Finance leasing activities as the lessor*

The total of minimum rent amounts are recorded at “finance lease receivables” account in gross amounts comprising the principal amounts and interests. The interest, the difference between the total of rent amounts and the cost of the fixed assets, is recorded at “unearned income” account. As the rents are collected, “finance lease receivables” account is decreased by the rent amount; and the interest component is recorded at consolidated income statement as interest income.

*Operational leases*

Based on TFRS 16, at the commencement date, the lease liability is measured at the present value of the lease payments that are not paid at that date. The lease payments shall be discounted using the alternative borrowing interest rate. After the commencement date, the lease liability is measured by increasing the carrying amount to reflect interest on the lease liability, reducing the carrying amount to reflect the lease payments made; and remeasuring the carrying amount to reflect any reassessment or lease modifications, or to reflect revised in-substance fixed lease. Interest on the lease liability in each period during the lease term shall be the amount that produces a constant periodic rate of interest on the remaining balance of the lease liability. After the commencement date, the lease liability is remeasured to reflect changes to the lease payments. The amount of the remeasurement of the lease liability is recognised as an adjustment to the right-of-use asset. The lease liability is remeasured by discounting the revised lease payments using a revised discount rate, if either there is a change in the lease term or there is a change in the assessment of an option to purchase the underlying asset.

The carrying amount of the right-of-use asset is decreased to reflect the partial or full termination of the lease for lease modifications that decrease the scope of the lease. Any gain or loss relating to the partial or full termination of the lease is recognised in profit or loss. A corresponding adjustment to the right-of-use asset is made for all other lease modifications.

**SECTION THREE**

**EXPLANATIONS ON ACCOUNTING POLICIES (Continued)**

**XIV. INFORMATION ON PROVISIONS, CONTINGENT LIABILITIES AND CONTINGENT ASSETS**

Provisions and contingent liabilities are provided for in accordance with the “TAS 37 - Provisions, Contingent Liabilities and Contingent Assets”, except for the general and specific provisions set aside for the loans and other receivables.

Provisions are recognized when the Bank has a present legal or constructive obligation as a result of past events, it is probable that an outflow of resources embodying economic benefits will be required to settle the obligation, and a reliable estimate of the amount of obligation can be made.

A provision for contingent liabilities arising from past events should be recognized in the same period of occurrence if it is probable that an outflow of resources embodying economic benefits will be required to settle the obligation, and a reliable estimate the amount of the obligation can be made.

As of the balance sheet date, there are no probable contingent liabilities resulting from past events whose amount can be reliably measured.

Contingent assets usually arise from unplanned or other unexpected events that give rise to the possibility of an inflow of economic benefits to the entity. Contingent assets are not recognized in financial statements since this may result in the recognition of income that may never be realized. Contingent assets are disclosed where an inflow of economic benefits is probable. Contingent assets are assessed continually to ensure that developments are appropriately reflected in the financial statements. If it has become virtually certain that an inflow of economic benefits will arise, the asset and the related income are recognized in the financial statements in which the change occurs.

**XV. INFORMATION ON LIABILITIES REGARDING EMPLOYEE BENEFITS**

*Reserve for other benefits to employees*

In accordance with existing Turkish Labor Law, the Group is required to make lump-sum termination indemnities to each employee who has completed one year of service with the Group and whose employment is terminated due to retirement or for reasons other than resignation or as mentioned in related legislation. The computation of the liability is based upon the retirement pay ceiling announced. The applicable ceiling amount as at 31 March 2022 is TL 10,848.59 (full TL) (31 December 2021: TL 8,248.51 (full TL)). Reserve for employee termination benefits are calculated via net present value of estimated provision of probable liabilities will be arised in the future and reflected in the financial statements.

The Group reserved for employee severance indemnities in the accompanying consolidated financial statements using actuarial method in compliance with the updated “TAS 19 - Employee Benefits”. Accumulated all actuarial gains and losses in equity are recognized in other capital reserves.

The vacation pay obligation is calculated on the cumulative sum of the number of unused leave days that are deducted from the legally granted leave each year.

*Other benefits to employees*

The Group has provided provision for undiscounted short-term employee benefits earned during the financial period as per services rendered in compliance with the updated TAS 19 in the accompanying consolidated financial statements.

**SECTION THREE**

**EXPLANATIONS ON ACCOUNTING POLICIES (Continued)**

**XVI. INFORMATION ON TAX APPLICATIONS**

**Corporate tax**

In Turkey, as per the regulation of Law numbered 7316 on "The Amendments of Certain Taxes and Laws and Other Acts" published in the official gazette numbered 31462 with the Article 11 of the Law, Corporate Tax Law No. 5520 Provisional and Article 13 added to the Corporate Tax Law No. The tax rate will be applied as 25% for the corporate earnings for the 2021 taxation period, 23% for the corporate earnings for the 2022 taxation period, and 20% for the corporate earnings for the 2023 taxation period.

In Turkey, as of 31 March 2022 corporate income is subject to corporate tax at 23%. Corporate tax rate is calculated on the total income of the Bank after adjusting for certain disallowable expenses, exempt income and other allowances. No further tax is payable unless the profit is distributed.

Dividends paid to the resident institutions and the institutions working through local offices or representatives are not subject to withholding tax. The withholding tax rate on the dividend payments other than the ones paid to the non-resident institutions generating income in Turkey through their operations or permanent representatives and the resident institutions is 15%. By the Decision of the President published in the Official Gazette dated 22 December 2021 and numbered 31697, this ratio has changed to 10%.

In applying the withholding tax rates on dividend payments to the non-resident institutions and the individuals, the withholding tax rates covered in the related Double Tax Treaty Agreements are taken into account. Appropriation of the retained earnings to capital is not considered as profit distribution and therefore is not subject to withholding tax.

The prepaid taxes are calculated and paid at the rates valid for the earnings of the related years. The payments can be deducted from the annual corporate tax calculated for the whole year earnings.

Tax losses can be carried forward for a maximum period of five years following the year in which the losses were incurred according to Turkish Tax Legislation. Tax losses cannot be carried back.

In Turkey, there is no procedure for a final and definite agreement on tax assessments. Companies file their tax returns with their tax offices by the end of 25th of the fourth month following the close of the accounting period to which they relate. Tax declarations and related accounting entries can be investigated by tax authorities for five years from the beginning of the year that follows the date of filing during which time the tax authorities have the right to audit tax returns, and the related accounting records on which they are based, and may issue re-assessments based on their findings.

The liabilities of subsidiaries, founding shares and preferential rights of the institutions, which have been legally borrowed or owed to the SDIF due to the bank borrowing 5 December 2017 and their possessors and mortgage holders, all of the profits from the sale of the proceeds from the transfer to the bank or from this Fund that are used in the liquidation of these debts and 75% of the gains from the sale of the securities in such a manner so obtained by the banks are exempted from the corporation tax.

75% of the profits arising from the sale of founders' shares, usufruct shares and preferential rights that the institutions hold for at least two full years in the assets due to 5 December 2017, the immovables they own in the same period as the participation shares; is exempted from the corporation tax as long as it is kept in a special fund account until the end of the fifth year following the year in which the sale is made and collected until the end of the second calendar year.

On the other side, according to the regulation of 7061 numbered "Law on Amendments to Certain Tax Laws and Other Certain Other Laws", the tax exemption rate mentioned above is: As of 5 December 2017, 50% is applied for the gains derived from the sale of immovables and 75% for gains derived from the sale of the others.



**SECTION THREE**

**EXPLANATIONS ON ACCOUNTING POLICIES (Continued)**

**XVI. INFORMATION ON TAX APPLICATIONS**

**Corporate tax**

As of 1 March 2022, the Corporate Tax rate in effect in Turkey is 23%. However, 31810 published in the official gazette numbered, dated 15 April 2022, No. 7394 with the law on immovable property owned by the Treasury and the evaluation of certain laws and decree of the law on Value Added Tax Article 26 of the corporate tax law No. 5520 with paragraph added to Article XIII of the temporary corporate income tax rate for the taxation year from the period 2022 corporate earnings as 25% will be applied. This amendment will apply to the taxation of corporate earnings for periods beginning on 1 January 2022, starting with the declarations due 1 July 2022. 31 March 2022, due to the fact that the tax rate change entered into force as of 15 April 2022, 23% was used as the tax rate in the calculations of the tax for the period in the financial statements of 31 March 2022. 31 March 2022 in the interim financial statements, deferred tax assets and liabilities were calculated at a rate of 23% and 20%, respectively, for the parts of temporary differences that will have a tax effect in 2022 and later periods, within the scope of this amendment.

If the company's period tax and deferred tax were calculated over the new rate for the first three-month interim accounting period, deferred tax asset/liability would increase by TL 2,146, period profit tax liability would increase by TL 1,645, deferred tax expense would increase by TL 3,407, and period tax expense would decrease by TL 1,684 is expected to have an impact.

**SECTION THREE**

**EXPLANATIONS ON ACCOUNTING POLICIES (Continued)**

**XVI. INFORMATION ON TAX APPLICATIONS (Continued)**

**Deferred taxes**

The Bank calculates and accounts deferred tax assets and liabilities in accordance with the “TAS 12 - Income Taxes” and BRSA’s explanations; deferred tax assets and liabilities are recognized on all taxable temporary differences arising between the carrying values of assets and liabilities in the financial statements and their corresponding balances used for taxation purposes except for the differences not deductible for tax purposes and initial recognition of assets and liabilities which affect neither accounting nor taxable profit.

If transactions and events are recorded in the statement of profit or loss, then the related tax effects are also recognized in the statement of income. However, if transactions and events are recorded directly in the shareholders’ equity, the related tax effects are also recognized directly in the shareholders’ equity.

The net amount of deferred tax receivables and deferred tax payables is shown on the financial tables.

**Transfer pricing**

In Turkey, the transfer pricing provisions has been stated under the Article 13 of Corporate Tax Law with the heading of disguised profit distribution via transfer pricing. “The General Communiqué on Disguised Profit Distribution via Transfer Pricing”, dated 18 November 2007 sets details about implementation.

If the companies enter into transactions concerning to the sale or the purchase of the goods or services with the related parties by setting the prices or amounts which are not in line with the arm’s length principle, related profits will be treated as having been wholly or partially distributed in a disguised way via transfer pricing. This kind of disguised profit distribution via transfer pricing cannot be deducted from tax base in accordance with corporate tax.

**XVII. ADDITIONAL INFORMATION ON BORROWINGS**

The Group accounts for its borrowing instruments in accordance with TFRS 9 “Financial Instruments” standard and evaluates all its financial liabilities with the “effective interest rate method” in subsequent periods. There are no borrowings required to apply the hedging techniques in respect of the accounting and valuation methods of borrowing instruments and liabilities that represent borrowing.

The Group did not issue any stocks convertible into bonds.

The Group does not have borrowing instruments issued by itself.

**XVIII. INFORMATION ON SHARE ISSUANCES**

The Group has not issued any share in the current year.

**XIX. INFORMATION ON BILLS OF EXCHANGES AND ACCEPTANCES**

Acceptances are realized simultaneously with the payment dates of the clients and they are presented as commitments in off-balance sheet accounts.

There are no acceptances presented as liabilities against any assets.

**XX. INFORMATION ON GOVERNMENT INCENTIVES**

None.

**SECTION THREE**

**EXPLANATIONS ON ACCOUNTING POLICIES (Continued)**

**XXI. CASH AND CASH EQUIVALENTS**

Cash and cash equivalents are cash on hand, demand deposits and other highly liquid short-term investments with maturities of three months or less following the date of acquisition, which is readily convertible to a known amount of cash, and does not bear the risk of significant amount of value change. The book values of these assets represent their fair values. Cash equivalents and balances regarding banks are valued by the period end counter foreign currency buying rate of the Bank.

For the purposes of the cash flow statement, “Cash” includes cash, effectives, cash in transit, purchased cheques and demand deposits including balances with the Central Bank; and “Cash equivalents” include interbank money market placements and time deposits at banks with original maturity periods of less than three months.

**XXII. INFORMATION ON SEGMENT REPORTING**

Operating segment is the unit that operates in only one product or service of the Parent Bank or the group of products or services which are related each other and differs from other units from the point of risk and profit. Operating segments are presented in the footnote VIII of Fourth Section.

**XXIII. OTHER DISCLOSURES**

**Profit reserves and profit distribution**

Retained earnings other than legal reserves are available for distribution, subject to legal reserve requirement referred to below.

The legal reserves are comprised of first and second reserves, in accordance with the Turkish Commercial Code (“TCC”). The first legal reserve is appropriated out of the profits at the rate of 5% until the total reserve reaches a maximum of 20% of the Bank’s paid in capital. The second legal reserve is appropriated at the rate of 10% of all distributions in excess of the 5% of the Company’s share capital; however holding companies are not subject to this application. First and second legal reserves can only be used to compensate accumulated losses and cannot be used for profit distribution unless they exceed 50% of paid-in capital.

**Related parties**

In accompanying financial statements, shareholders, key management personnel and board members together with their families and companies controlled by or affiliated by them associated and jointly controlled entities are considered as Related Parties in compliance with “TAS 24 - Related Party Disclosures”.

**Information related to high inflation accounting**

On 20 January 2022, announcement made by the Public Oversight Authority stated that the companies applying TFRS do not need to make any adjustments in the scope of TAS 29 Financial Reporting in High-Inflation Economies in their financial statements for the year ended 31 December 2021. As no new announcement has been made by the Public Oversight Authority regarding the application of inflation accounting, no inflation correction has been made in accordance with TAS 29 when preparing the financial statements dated 31 March 2022.

**ARAP TÜRK BANKASI A.Ş.****NOTES TO CONSOLIDATED FINANCIAL STATEMENTS AS OF 31 MARCH 2022**

(Amounts expressed in thousands of Turkish Lira (“TL”) unless otherwise stated.)

**SECTION FOUR****INFORMATION ON THE FINANCIAL POSITION OF THE GROUP****I. INFORMATION ON SHAREHOLDER’S EQUITY (Current Period)****Informations about Total Capital**

	<b>Amount (Current Period)</b>	<b>Amounts related to treatment before 1/1/2014<sup>(1)</sup></b>
<b>COMMON EQUITY TIER 1 CAPITAL</b>		
Paid-in capital following all debts in terms of claim in liquidation of the Bank	1,416,506	
Share issue premiums	440,000	
Reserves	-	
Gains recognized in equity as per TAS	57,806	
Profit	134,190	
Current Period Profit	784,510	
Prior Period Profit	50,312	
Shares acquired free of charge from subsidiaries, affiliates and jointly controlled partnerships and cannot be recognised within profit for the period	734,198	
Minorities’ shares	-	
<b>Common Equity Tier 1 Capital Before Deductions</b>	<b>1,416,506</b>	
<b>Deductions from Common Equity Tier 1 Capital</b>	<b>3,871</b>	
Common Equity as per the 1st clause of Provisional Article 9 of the Regulation on the Equity of Banks	-	
Portion of the current and prior periods’ losses which cannot be covered through reserves and losses reflected in equity in accordance with TAS	-	
Improvement costs for operating leasing	102	
Goodwill (net of related tax liability)	-	
Other intangibles other than mortgage-servicing rights (net of related tax liability)	3,769	3,769
Deferred tax assets that rely on future profitability excluding those arising from temporary differences (net of related tax liability)	-	
Differences are not recognized at the fair value of assets and liabilities subject to hedge of cash flow risk	-	
Communiqué Related to Principles of the amount credit risk calculated with the Internal Ratings Based Approach, total expected loss amount exceeds the total provision	-	
Gains arising from securitization transactions	-	
Unrealized gains and losses due to changes in own credit risk on fair valued liabilities	-	
Defined-benefit pension fund net assets	-	
Direct and indirect investments of the Bank in its own Common Equity	-	
Shares obtained contrary to the 4th clause of the 56th Article of the Law	-	
Portion of the total of net long positions of investments made in equity items of banks and financial institutions outside the scope of consolidation where the Bank owns 10% or less of the issued common share capital exceeding 10% of Common Equity of the Bank	-	
Portion of the total of net long positions of investments made in equity items of banks and financial institutions outside the scope of consolidation where the Bank owns 10% or more of the issued common share capital exceeding 10% of Common Equity of the Bank	-	
Portion of mortgage servicing rights exceeding 10% of the Common Equity	-	
Portion of deferred tax assets based on temporary differences exceeding 10% of the Common Equity	-	
Amount exceeding 15% of the common equity as per the 2nd clause of the Provisional Article 2 of the Regulation on the Equity of Banks	-	
Excess amount arising from the net long positions of investments in common equity items of banks and financial institutions outside the scope of consolidation where the Bank owns 10% or more of the issued common share capital	-	
Excess amount arising from mortgage servicing rights	-	
Excess amount arising from deferred tax assets based on temporary differences	-	
Other items to be defined by the BRSA	-	
Deductions to be made from common equity due to insufficient Additional Tier I Capital or Tier II Capital	-	
<b>Total Deductions From Common Equity Tier 1 Capital</b>	<b>3,781</b>	
<b>Total Common Equity Tier 1 Capital</b>	<b>1,412,635</b>	

**ARAP TÜRK BANKASI A.Ş.****NOTES TO CONSOLIDATED FINANCIAL STATEMENTS AS OF 31 MARCH 2022**

(Amounts expressed in thousands of Turkish Lira ("TL") unless otherwise stated.)

**SECTION FOUR****INFORMATION ON THE FINANCIAL POSITION OF THE GROUP (Continued)****I. INFORMATION ON SHAREHOLDER'S EQUITY (Current Period) (Continued)****Informations about Total Capital (Continued)**

	Amount (Current Period)	Amounts related to treatment before 1/1/2014 <sup>(1)</sup>
<b>ADDITIONAL TIER I CAPITAL</b>		
Preferred Stock not Included in Common Equity and the Related Share Premiums	-	
Debt instruments and premiums approved by BRSA	-	
Debt instruments and premiums approved by BRSA (Temporary Article 4)	-	
Third parties' share in the Additional Tier I Capital	-	
Third parties' share in the Additional Tier I Capital (Temporary Article 3)	-	
<b>Additional Tier I Capital before Deductions</b>	-	
<b>Deductions from Additional Tier I Capital</b>	-	
Direct and indirect investments of the Bank in its own Additional Tier I Capital	-	
Investments of Bank to Banks that invest in Bank's additional equity and components of equity issued by financial institutions with compatible with Article 7.	-	
Total of Net Long Positions of the Investments in Equity Items of Consolidated Banks and Financial Institutions where the Bank Owns 10% or less of the Issued Share Capital Exceeding the 10% Threshold of above Tier I Capital	-	
Total of Net Long Position of the Direct or Indirect Investments in Additional Tier I Capital of Consolidated Banks and Financial Institutions where the Bank Owns more than 10% of the Issued Share Capital	-	
Other items to be defined by the BRSA	-	
<b>Transition from the Core Capital to Continue to deduce Components</b>	-	
Goodwill and other intangible assets and related deferred tax liabilities which will not be deducted from Common Equity Tier 1 capital for the purposes of the first sub-paragraph of the Provisional Article 2 of the Regulation on Banks' Own Funds (-)	-	
Net deferred tax asset/liability which is not deducted from Common Equity Tier 1 capital for the purposes of the sub-paragraph of the Provisional Article 2 of the Regulation on Banks' Own Funds (-)	-	
Deductions to be made from common equity in the case that adequate Additional Tier I Capital or Tier II Capital is not available (-)	-	
<b>Total Deductions From Additional Tier I Capital</b>	-	
<b>Total Additional Tier I Capital</b>	-	
<b>Total Tier I Capital (Tier I Capital=Common Equity+Additional Tier I Capital)</b>	<b>1,412,635</b>	
<b>TIER II CAPITAL</b>		
Debt instruments and share issue premiums deemed suitable by the BRSA	-	
Debt instruments and share issue premiums deemed suitable by BRSA (Temporary Article 4)	-	
Provisions (Article 8 of the Regulation on the Equity of Banks)	37,198	
<b>Tier II Capital Before Deductions</b>	<b>37,198</b>	
<b>Deductions From Tier II Capital</b>		
Direct and indirect investments of the Bank on its own Tier II Capital (-)	-	
Investments of Bank to Banks that invest on Bank's Tier 2 and components of equity issued by financial institutions with the conditions declared in Article 8.	-	
Portion of the total of net long positions of investments made in equity items of banks and financial institutions outside the scope of consolidation where the Bank owns 10% or less of the issued common share capital exceeding 10% of Common Equity of the Bank (-)	-	
Portion of the total of net long positions of investments made in Additional Tier I Capital item of banks and financial institutions outside the scope of consolidation where the Bank owns 10% or more of the issued common share capital exceeding 10% of Common Equity of the Bank	-	
Other items to be defined by the BRSA (-)	-	
<b>Total Deductions from Tier II Capital</b>	-	
<b>Total Tier II Capital</b>	<b>37,198</b>	
<b>Total Capital (The sum of Tier I Capital and Tier II Capital)</b>	<b>1,449,833</b>	
<b>The sum of Tier I Capital and Tier II Capital (Total Capital)</b>	<b>1,449,833</b>	
Deductions from Capital Loans granted contrary to the 50th and 51th Article of the Law	-	
Net Book Values of Movables and Immovables Exceeding the Limit Defined in the Article 57, Clause 1 of the Banking Law and the Assets Acquired against Overdue Receivables and Held for Sale but Retained more than Five Years	-	
Other items to be defined by the BRSA (-)	-	

# ARAP TÜRK BANKASI A.Ş.

## NOTES TO CONSOLIDATED FINANCIAL STATEMENTS AS OF 31 MARCH 2022

(Amounts expressed in thousands of Turkish Lira ("TL") unless otherwise stated.)

### SECTION FOUR

#### INFORMATION ON THE FINANCIAL POSITION OF THE GROUP (Continued)

#### I. INFORMATION ON SHAREHOLDER'S EQUITY (Current Period) (Continued)

##### Informations about Total Capital (Continued)

	Amount (Current Period)	Amounts related to treatment before 1/1/2014 <sup>(1)</sup>
<b>Items to be Deducted from the Sum of Tier I and Tier II Capital during the Transition Period</b>		
The Portion of the Total Net Long Positions of the Investments in Equity Items of Unconsolidated Banks and Financial Institutions where the Bank owns 10% or less of the Issued Share Capital Exceeding the 10% Threshold of above Tier I Capital not deducted from Tier I Capital, Additional Tier I Capital or Tier II Capital as per the Temporary Article 2, Clause 1 of the Regulation (-)	-	
The Portion of Total Net Long Positions of the Investments in Equity Items of Unconsolidated Banks and Financial Institutions where the Bank Owns more than 10% of the Issued Share Capital Exceeding the 10% Threshold of above Tier I Capital not deducted from Additional Tier I Capital or Tier II Capital as per the Temporary Article 2, Clause 1 of the Regulation (-)	-	
The Portion of Net Long Position of the Investments in Equity Items of Unconsolidated Banks and Financial Institutions where the Bank Owns 10% or more of the Issued Share Capital, of the Net Deferred Tax Assets arising from Temporary Differences and of the Mortgage Servicing Rights not deducted from Tier I Capital as per the Temporary Article 2, Clause 2, Paragraph (1) and (2) and Temporary Article 2, Clause 1 of the Regulation (-)	-	
<b>TOTAL CAPITAL</b>	<b>1,449,833</b>	
Total Capital (The sum of Tier I Capital and Tier II Capital)	1,449,833	
Total risk weighted amounts	6,549,812	
<b>CAPITAL ADEQUACY RATIOS</b>		
Consolidated Core Capital Adequacy Ratio (%)	21.91	
Consolidated Tier I Capital Adequacy Ratio (%)	21.91	
Consolidated Capital Adequacy Ratio (%) <sup>(*)</sup>	22.48	
<b>BUFFERS</b>		
Total buffer requirement	2.723	
Capital conservation buffer requirement (%)	2.500	
Bank specific counter-cyclical buffer requirement (%)	0.223	
The ratio of Additional Common Equity Tier 1 capital which will be calculated by the first paragraph of the Article 4 of Regulation on Capital Conservation and Countercyclical Capital buffers to Risk Weighted Assets	17.41	
<b>Amounts below the Excess Limits as per the Deduction Principles</b>		
Portion of the total of net long positions of investments in equity items of consolidated banks and financial institutions where the bank owns 10% or less of the issued share capital exceeding the 10% threshold of above Tier I capital	-	
Portion of the total of investments in equity items of consolidated banks and financial institutions where the bank owns 10% or less of the issued share capital exceeding the 10% threshold of above Tier I capital	-	
Amount arising from mortgage-servicing rights	-	
Amount arising from deferred tax assets based on temporary differences	-	
<b>Limits related to provisions considered in Tier II calculation</b>	<b>37,198</b>	
General provisions for standard based receivables (before tenthousandtwentyfive limitation)	37,198	
Up to 1.25% of total risk-weighted amount of general reserves for receivables where the standard approach used	-	
Excess amount of total provision amount to credit risk Amount of the Internal Ratings Based Approach in accordance with the Communiqué on the Calculation	-	
Excess amount of total provision amount to 0.6% of risk weighted receivables of credit risk Amount of the Internal Ratings Based Approach in accordance with the Communiqué on the Calculation	-	
<b>Debt instruments subjected to Article 4 (to be implemented between 1 January 2018 and 1 January 2022)</b>		
Upper limit for Additional Tier I Capital subjected to temporary Article 4	-	
Amounts Excess the Limits of Additional Tier I Capital subjected to temporary Article 4	-	
Upper limit for Additional Tier II Capital subjected to temporary Article 4	-	
Amounts Excess the Limits of Additional Tier II Capital subjected to temporary Article 4	-	

<sup>(\*)</sup> As of 31 March 2022 in accordance with BRSA's decision dated 8 December 2020 and numbered 9312 and dated 16 September 2021 and numbered 9795, the amount subject to credit risk in capital adequacy calculations calculated by taking into account the simple arithmetic average of the Central Bank foreign exchange buying rates for the last 252 business days before the calculation date.

**ARAP TÜRK BANKASI A.Ş.****NOTES TO CONSOLIDATED FINANCIAL STATEMENTS AS OF 31 MARCH 2022**

(Amounts expressed in thousands of Turkish Lira (“TL”) unless otherwise stated.)

**SECTION FOUR****INFORMATION ON THE FINANCIAL POSITION OF THE GROUP (Continued)****I. INFORMATION ON SHAREHOLDER’S EQUITY (Prior Period)****Informations about Total Capital**

	Amount (Prior Period)	Amounts related to treatment before 1/1/2014 <sup>(1)</sup>
<b>COMMON EQUITY TIER 1 CAPITAL</b>		
Paid-in capital following all debts in terms of claim in liquidation of the Bank	1,361,488	
Share issue premiums	440,000	
Reserves	-	
Reserves	49,790	
Gains recognized in equity as per TAS	129,484	
Profit	742,214	
Current Period Profit	163,007	
Prior Period Profit	579,207	
Shares acquired free of charge from subsidiaries, affiliates and jointly controlled partnerships and cannot be recognised within profit for the period	-	
Minorities’ shares	-	
<b>Common Equity Tier 1 Capital Before Deductions</b>	<b>1,361,488</b>	
<b>Deductions from Common Equity Tier 1 Capital</b>	<b>4,394</b>	
Common Equity as per the 1st clause of Provisional Article 9 of the Regulation on the Equity of Banks	-	
Portion of the current and prior periods’ losses which cannot be covered through reserves and losses reflected in equity in accordance with TAS	-	
Improvement costs for operating leasing	119	
Goodwill (net of related tax liability)	-	
Other intangibles other than mortgage-servicing rights (net of related tax liability)	4,275	4,275
Deferred tax assets that rely on future profitability excluding those arising from temporary differences (net of related tax liability)	-	
Differences are not recognized at the fair value of assets and liabilities subject to hedge of cash flow risk	-	
Communiqué Related to Principles of the amount credit risk calculated with the Internal Ratings Based Approach, total expected loss amount exceeds the total provision	-	
Gains arising from securitization transactions	-	
Unrealized gains and losses due to changes in own credit risk on fair valued liabilities	-	
Defined-benefit pension fund net assets	-	
Direct and indirect investments of the Bank in its own Common Equity	-	
Shares obtained contrary to the 4th clause of the 56th Article of the Law	-	
Portion of the total of net long positions of investments made in equity items of banks and financial institutions outside the scope of consolidation where the Bank owns 10% or less of the issued common share capital exceeding 10% of Common Equity of the Bank	-	
Portion of the total of net long positions of investments made in equity items of banks and financial institutions outside the scope of consolidation where the Bank owns 10% or more of the issued common share capital exceeding 10% of Common Equity of the Bank	-	
Portion of mortgage servicing rights exceeding 10% of the Common Equity	-	
Portion of deferred tax assets based on temporary differences exceeding 10% of the Common Equity	-	
Amount exceeding 15% of the common equity as per the 2nd clause of the Provisional Article 2 of the Regulation on the Equity of Banks	-	
Excess amount arising from the net long positions of investments in common equity items of banks and financial institutions outside the scope of consolidation where the Bank owns 10% or more of the issued common share capital	-	
Excess amount arising from mortgage servicing rights	-	
Excess amount arising from deferred tax assets based on temporary differences	-	
Other items to be defined by the BRSA	-	
Deductions to be made from common equity due to insufficient Additional Tier I Capital or Tier II Capital	-	
<b>Total Deductions From Common Equity Tier 1 Capital</b>	<b>4,394</b>	
<b>Total Common Equity Tier 1 Capital</b>	<b>1,357,094</b>	

**ARAP TÜRK BANKASI A.Ş.****NOTES TO CONSOLIDATED FINANCIAL STATEMENTS AS OF 31 MARCH 2022**

(Amounts expressed in thousands of Turkish Lira (“TL”) unless otherwise stated.)

**SECTION FOUR****INFORMATION ON THE FINANCIAL POSITION OF THE GROUP (Continued)****I. INFORMATION ON SHAREHOLDER’S EQUITY (Prior Period) (Continued)****Informations about Total Capital (Continued)**

	Amount (Prior Period)	Amounts related to treatment before 1/1/2014 <sup>(1)</sup>
<b>ADDITIONAL TIER I CAPITAL</b>		
Preferred Stock not Included in Common Equity and the Related Share Premiums	-	
Debt instruments and premiums approved by BRSA	-	
Debt instruments and premiums approved by BRSA (Temporary Article 4)	-	
Third parties’ share in the Additional Tier I Capital	-	
Third parties’ share in the Additional Tier I Capital (Temporary Article 3)	-	
<b>Additional Tier I Capital before Deductions</b>	-	
<b>Deductions from Additional Tier I Capital</b>		
Direct and indirect investments of the Bank in its own Additional Tier I Capital	-	
Investments of Bank to Banks that invest in Bank’s additional equity and components of equity issued by financial institutions with compatible with Article 7.	-	
Total of Net Long Positions of the Investments in Equity Items of Consolidated Banks and Financial Institutions where the Bank Owns 10% or less of the Issued Share Capital Exceeding the 10% Threshold of above Tier I Capital	-	
Total of Net Long Position of the Direct or Indirect Investments in Additional Tier I Capital of Consolidated Banks and Financial Institutions where the Bank Owns more than 10% of the Issued Share Capital	-	
Other items to be defined by the BRSA	-	
<b>Transition from the Core Capital to Continue to deduce Components</b>		
Goodwill and other intangible assets and related deferred tax liabilities which will not be deducted from Common Equity Tier 1 capital for the purposes of the first sub-paragraph of the Provisional Article 2 of the Regulation on Banks’ Own Funds (-)	-	
Net deferred tax asset/liability which is not deducted from Common Equity Tier 1 capital for the purposes of the sub-paragraph of the Provisional Article 2 of the Regulation on Banks’ Own Funds (-)	-	
Deductions to be made from common equity in the case that adequate Additional Tier I Capital or Tier II Capital is not available (-)	-	
<b>Total Deductions From Additional Tier I Capital</b>	-	
<b>Total Additional Tier I Capital</b>	-	
<b>Total Tier I Capital (Tier I Capital=Common Equity+Additional Tier I Capital)</b>	<b>1,357,094</b>	
<b>TIER II CAPITAL</b>		
Debt instruments and share issue premiums deemed suitable by the BRSA	-	
Debt instruments and share issue premiums deemed suitable by BRSA (Temporary Article 4)	-	
Provisions (Article 8 of the Regulation on the Equity of Banks)	39,557	
<b>Tier II Capital Before Deductions</b>	<b>39,557</b>	
<b>Deductions From Tier II Capital</b>		
Direct and indirect investments of the Bank on its own Tier II Capital (-)	-	
Investments of Bank to Banks that invest on Bank’s Tier 2 and components of equity issued by financial institutions with the conditions declared in Article 8.	-	
Portion of the total of net long positions of investments made in equity items of banks and financial institutions outside the scope of consolidation where the Bank owns 10% or less of the issued common share capital exceeding 10% of Common Equity of the Bank (-)	-	
Portion of the total of net long positions of investments made in Additional Tier I Capital item of banks and financial institutions outside the scope of consolidation where the Bank owns 10% or more of the issued common share capital exceeding 10% of Common Equity of the Bank	-	
Other items to be defined by the BRSA (-)	-	
<b>Total Deductions from Tier II Capital</b>	-	
<b>Total Tier II Capital</b>	<b>39,557</b>	
<b>Total Capital (The sum of Tier I Capital and Tier II Capital)</b>	<b>1,396,651</b>	
<b>The sum of Tier I Capital and Tier II Capital (Total Capital)</b>		
Deductions from Capital Loans granted contrary to the 50th and 51th Article of the Law	1,396,651	
Net Book Values of Movables and Immovables Exceeding the Limit Defined in the Article 57, Clause 1 of the Banking Law and the Assets Acquired against Overdue Receivables and Held for Sale but Retained more than Five Years	-	
Other items to be defined by the BRSA (-)	-	



# ARAP TÜRK BANKASI A.Ş.

## NOTES TO CONSOLIDATED FINANCIAL STATEMENTS AS OF 31 MARCH 2022

(Amounts expressed in thousands of Turkish Lira (“TL”) unless otherwise stated.)

### SECTION FOUR

#### INFORMATION ON THE FINANCIAL POSITION OF THE GROUP (Continued)

#### I. INFORMATION ON SHAREHOLDER’S EQUITY (Prior Period) (Continued)

##### Informations about Total Capital (Continued)

	Amount (Prior Period)	Amounts related to treatment before 1/1/2014 <sup>(1)</sup>
<b>Items to be Deducted from the Sum of Tier I and Tier II Capital during the Transition Period</b>	-	-
The Portion of the Total Net Long Positions of the Investments in Equity Items of Unconsolidated Banks and Financial Institutions where the Bank owns 10% or less of the Issued Share Capital Exceeding the 10% Threshold of above Tier I Capital not deducted from Tier I Capital, Additional Tier I Capital or Tier II Capital as per the Temporary Article 2, Clause 1 of the Regulation (-)	-	-
The Portion of Total Net Long Positions of the Investments in Equity Items of Unconsolidated Banks and Financial Institutions where the Bank Owns more than 10% of the Issued Share Capital Exceeding the 10% Threshold of above Tier I Capital not deducted from Additional Tier I Capital or Tier II Capital as per the Temporary Article 2, Clause 1 of the Regulation (-)	-	-
The Portion of Net Long Position of the Investments in Equity Items of Unconsolidated Banks and Financial Institutions where the Bank Owns 10% or more of the Issued Share Capital, of the Net Deferred Tax Assets arising from Temporary Differences and of the Mortgage Servicing Rights not deducted from Tier I Capital as per the Temporary Article 2, Clause 2, Paragraph (1) and (2) and Temporary Article 2, Clause 1 of the Regulation (-)	1,396,651	-
<b>TOTAL CAPITAL</b>	1,396,651	-
Total Capital (The sum of Tier I Capital and Tier II Capital)	5,797,323	-
Total risk weighted amounts		
<b>CAPITAL ADEQUACY RATIOS</b>	23.99	-
Consolidated Core Capital Adequacy Ratio (%)	23.99	-
Consolidated Tier I Capital Adequacy Ratio (%)	24.67	-
Consolidated Capital Adequacy Ratio (%)		
<b>BUFFERS</b>	2.676	-
Total buffer requirement	2.500	-
Capital conservation buffer requirement (%)	0.176	-
Bank specific counter-cyclical buffer requirement (%)	19.48	-
The ratio of Additional Common Equity Tier 1 capital which will be calculated by the first paragraph of the Article 4 of Regulation on Capital Conservation and Countercyclical Capital buffers to Risk Weighted Assets	-	-
<b>Amounts below the Excess Limits as per the Deduction Principles</b>	-	-
Portion of the total of net long positions of investments in equity items of consolidated banks and financial institutions where the bank owns 10% or less of the issued share capital exceeding the 10% threshold of above Tier I capital	-	-
Portion of the total of investments in equity items of consolidated banks and financial institutions where the bank owns 10% or less of the issued share capital exceeding the 10% threshold of above Tier I capital	-	-
Amount arising from mortgage-servicing rights	-	-
Amount arising from deferred tax assets based on temporary differences	39,557	-
<b>Limits related to provisions considered in Tier II calculation</b>	39,557	-
General provisions for standard based receivables (before tenthousandtwentyfive limitation)	-	-
Up to 1.25% of total risk-weighted amount of general reserves for receivables where the standard approach used	-	-
Excess amount of total provision amount to credit risk Amount of the Internal Ratings Based Approach in accordance with the Communiqué on the Calculation	-	-
Excess amount of total provision amount to 0.6% of risk weighted receivables of credit risk Amount of the Internal Ratings Based Approach in accordance with the Communiqué on the Calculation	-	-
<b>Debt instruments subjected to Article 4 (to be implemented between 1 January 2018 and 1 January 2022)</b>	-	-
Upper limit for Additional Tier I Capital subjected to temporary Article 4	-	-
Amounts Excess the Limits of Additional Tier I Capital subjected to temporary Article 4	-	-
Upper limit for Additional Tier II Capital subjected to temporary Article 4	-	-
Amounts Excess the Limits of Additional Tier II Capital subjected to temporary Article 4	-	-

<sup>(1)</sup> The amounts of items in accordance with transition provisions.

**ARAP TÜRK BANKASI A.Ş.****NOTES TO CONSOLIDATED FINANCIAL STATEMENTS AS OF 31 MARCH 2022**

(Amounts expressed in thousands of Turkish Lira (“TL”) unless otherwise stated.)

**SECTION FOUR****INFORMATION ON THE FINANCIAL POSITION OF THE GROUP (Continued)****I. INFORMATION ON SHAREHOLDER’S EQUITY (Continued)**

**The Parent Bank’s internal capital requirements within the scope of the internal capital adequacy assessment process in order to evaluate the adequacy of the approach in terms of current and future activities**

The Parent Bank has procedures and reports under the name of internal capital assessment process. In order to assess the capital adequacy of the current year, the Bank analyse the legal ratios and budget expectations to qualitate them for the effect on the legal capital adequacy and economic capital of the Bank. With these procedures and reports the Bank covers all risk in capital adequacy requirements.

**Necessary Explanations in order to Reach an Agreement Between the Statement of Shareholders’s Equity and Balance-Sheet Amounts**

	Balance sheet value	Amount of adjustment	Value at capital report
Paid-in capital	440,000	-	440,000
Other Capital Reserves	-	-	-
Bonus Shares which are not accounted in the current period profit or loss of Associates, Subsidiaries and Joint-Ventures	-	-	-
Portion of the current and prior periods’ losses which cannot be covered through reserves and losses reflected in equity in accordance with TAS (-)	-	-	-
Accumulated Other Comprehensive Income or Loss Not Reclassified Through Profit or Loss	149,372	-	149,372
Accumulated Other Comprehensive Income or Loss Reclassified Through Profit or Loss	(15,182)	-	(15,182)
Profit Reserves	57,806	-	57,806
Profit or Loss	784,510	-	784,510
Prior Periods’ Profit/Loss	734,198	-	734,198
Current Period Net Profit/Loss	50,312	-	50,312
Deductions from Common Equity TierI Capital (*)	-	3,871	(3,871)
<b>Common Equity Tier 1 capital</b>			<b>1,412,635</b>
Tier 1 capital			<b>1,412,635</b>
Provisions	-	(37,198)	37,198
<b>Tier 2 capital (**)</b>	-	(37,198)	37,198
Shareholders’s Equity Adjustments (***)	-	-	-
<b>Total Shareholders’s Equity</b>	<b>1,416,506</b>	<b>(33,327)</b>	<b>1,449,833</b>

(\*) The regulations cover Common Equity Tier 1 capital adjustments within the framework of paragraphs 9-1-b and c.

(\*\*) The regulations cover general loan provisions included in Tier 2 capital within the framework of paragraphs 8-1-a.

(\*\*\*) The regulations cover Shareholders’s Equity adjustments within the framework of paragraphs 9-8-ç.

**SECTION FOUR****INFORMATION ON THE FINANCIAL POSITION OF THE GROUP (Continued)****II. INFORMATION ON CONSOLIDATED FOREIGN CURRENCY EXCHANGE RATE RISK**

**Whether the Group is exposed to foreign exchange risk, whether the effects of this situation are estimated, and whether the board of directors of the Bank sets limits for positions that are monitored daily**

The Group complies with net general position-shareholder’s equity limits. The Group has the possibility to borrow a significant amount of foreign currency.

Within the context of the market risk management work of the Risk Management Department, the Parent Bank’s Exchange rate risk is calculated and analyzed taking different dimensions of the issue in consideration. The Exchange rate risk is measured according to market risk calculated using the Standard Method and is included in the capital adequacy ratio. For testing effects of the unexpected exchange rate fluctuations on the Parent Bank monthly basis stress test analysis are done. In addition, by classifying the changes in risk factors different scenario analysis are done based on different exchange rate expectations. The sensitivity of assets, liabilities and off-balance sheets against exchange rate are measured by an analysis on a monthly basis.

**The magnitude of hedging foreign currency debt instruments and net foreign currency investments by using hedging derivatives**

The Group does not have any financial derivatives used for hedging.

**Foreign exchange risk management policy**

Transactions are being hedged according to the Central Bank of Turkey’s basket of currencies instantly. Manageable and measurable risks are taken in the scope of the regulatory limits.

**Foreign exchange buying rates of the last five business days before the balance sheet date as publicly announced by the Parent Bank, are as follows**

<b>Date</b>	<b>US Dollars</b>	<b>Euro</b>
24 March 2022	14.8063	16.2985
25 March 2022	14.8234	16.2825
28 March 2022	14.8068	16.3136
29 March 2022	14.8221	16.2620
30 March 2022	14.7933	16.3117
31 March 2022	14.6371	16.2855

**The basic arithmetical average of the Parent Bank’s foreign exchange bid rate for the last thirty days**

The basic arithmetical average of the Bank’s foreign exchange bid rate for March 2022 is TL 14.5687 for USD, TL 16.0595 for EURO.

**ARAP TÜRK BANKASI A.Ş.****NOTES TO CONSOLIDATED FINANCIAL STATEMENTS AS OF 31 MARCH 2022**

(Amounts expressed in thousands of Turkish Lira (“TL”) unless otherwise stated.)

**SECTION FOUR****INFORMATION ON THE FINANCIAL POSITION OF THE GROUP (Continued)****II. INFORMATION ON CONSOLIDATED FOREIGN CURRENCY EXCHANGE RATE RISK (Continued)****Information on Currency Risk of the Group**

<b>Current Period</b>	<b>Euro</b>	<b>USD</b>	<b>Other</b>	<b>Total</b>
<b>Assets</b>				
Cash (Cash in Vault, Foreign currencies, Cash in Transit, Cheques Purchased) and Balances with the Central Bank of Turkey	943,716	910,840	1,922	1,856,478
Banks	643,945	779,164	22,676	1,445,785
Financial Assets Measured at Fair Value through Profit or Loss	-	-	-	-
Interbank Money Market Placements	-	-	-	-
Financial Assets Measured at Fair Value through Comprehensive Income	319,725	852,116	-	1,171,841
Loans	1,174,248	904,787	-	2,079,035
Investments in Subsidiaries and Associates	-	-	-	-
Financial Assets Measured at Amortised Cost	1,211,056	1,174,109	-	2,385,165
Financial Derivative held for Hedging (Assets)	-	-	-	-
Tangible Assets	-	-	-	-
Intangible Assets	-	-	-	-
Other Assets	439,767	30,820	-	470,587
<b>Total Assets</b>	<b>4,732,457</b>	<b>4,651,836</b>	<b>24,598</b>	<b>9,408,891</b>
<b>Liabilities</b>				
Bank Deposits	1,347,523	537,002	2,212	1,886,737
Foreign Currency Deposits	1,150,044	1,162,668	21,757	2,334,469
Money Market Borrowings	-	-	-	-
Funds Borrowed from Other Financial Institutions	2,158,714	2,927,916	-	5,086,630
Marketable Securities Issued	-	-	-	-
Miscellaneous Payables	-	-	-	-
Financial Derivatives held for Hedging (Liabilities)	-	-	-	-
Other Liabilities	67,332	20,485	931	88,748
<b>Total Liabilities <sup>(1)</sup></b>	<b>4,723,613</b>	<b>4,648,071</b>	<b>24,900</b>	<b>9,396,584</b>
<b>Net Balance Sheet Position</b>	<b>8,844</b>	<b>3,765</b>	<b>(302)</b>	<b>12,307</b>
<b>Net Off Balance Sheet Position</b>	<b>289</b>	<b>(249)</b>	<b>(40)</b>	<b>-</b>
Financial Derivatives (Assets)	289	922	1,164	2,375
Financial Derivatives (Liabilities)	-	(1,171)	(1,204)	(2,375)
Non-Cash Loans	2,750,573	3,427,712	751,222	6,929,507
<b>Prior Period</b>				
Total Assets	4,311,576	4,304,163	22,703	8,638,442
Total Liabilities	4,315,479	4,306,410	22,382	8,644,271
Balance Sheet Position, net	(3,903)	(2,247)	321	(5,829)
Off Balance Sheet Position, net	-	-	-	-
Financial Derivatives (Assets)	-	-	-	-
Financial Derivatives (Liabilities)	-	-	-	-
Non-cash Loans	2,993,431	2,678,271	697,133	6,368,835

(1) In accordance with the provisions of the “Regulation on the Calculation and Application of Foreign Currency Net General Position / Equity Standard Ratio in Banks’ Consolidated and Non-Consolidated Basis”; Equity has not been taken into consideration in calculating the risk of exchange rate amounting to TL 22,367.

(2) Includes financial lease receivables.

(3) In the current period, 2,375 TL forward asset purchase and sale commitments are included in receivables from derivative financial instruments, 2,375 TL forward active assets purchase and sale commitments are included in derivative financial instruments payables.

**ARAP TÜRK BANKASI A.Ş.****NOTES TO CONSOLIDATED FINANCIAL STATEMENTS AS OF 31 MARCH 2022**

(Amounts expressed in thousands of Turkish Lira (“TL”) unless otherwise stated.)

**SECTION FOUR****INFORMATION ON THE FINANCIAL POSITION OF THE GROUP (Continued)****II. INFORMATION ON CONSOLIDATED FOREIGN CURRENCY EXCHANGE RATE RISK (Continued)****Exposed currency risk**

The possible increases or decreases in the shareholders’ equity and the profit/loss as per an assumption of devaluation/appreciation by 10 percent of TL against currencies mentioned below as of 31 March 2022 and 31 March 2021 are presented in the below table. The other variables, especially the interest rates, are assumed to be fixed in this analysis.

Assuming 10 percent appreciation of TL;

	Current Period		Prior Period	
	Profit and Loss Statement	Shareholders’ Equity <sup>(1)</sup>	Profit and Loss Statement	Shareholders’ Equity <sup>(1)</sup>
Euro	(913)	(162)	(390)	(1,504)
US Dollar	(352)	1,134	(225)	(2,409)
Other Currencies	34	34	32	32
<b>Total</b>	<b>(1,231)</b>	<b>1,006</b>	<b>(583)</b>	<b>(3,881)</b>

<sup>(1)</sup> The effect on shareholders’ equity also includes the effect on the profit/loss.

Assuming 10 percent depreciation of TL;

	Current Period		Prior Period	
	Profit and Loss Statement	Shareholders’ Equity <sup>(1)</sup>	Profit and Loss Statement	Shareholders’ Equity <sup>(1)</sup>
Euro	913	162	390	1,504
US Dollar	352	(1,134)	225	2,409
Other Currencies	(34)	(34)	(32)	(32)
<b>Total</b>	<b>1,231</b>	<b>(1,006)</b>	<b>583</b>	<b>3,881</b>

<sup>(1)</sup> The effect on shareholders’ equity also includes the effect on the profit/loss.

**SECTION FOUR**

**INFORMATION ON THE FINANCIAL POSITION OF THE GROUP (Continued)**

**III. INFORMATION ON CONSOLIDATED INTEREST RATE RISK**

**Interest rate sensitivity of the assets, liabilities and off-balance sheet items**

Within the context of the market risk management of the Risk Management Department, the Parent Bank’s interest rate risk is calculated and analyzed taking different dimensions of the issue in consideration. The interest rate risk is measured according to market risk calculated using the standard method and is included in the capital adequacy ratio. To test the effect of the interest rate fluctuations on the Parent Bank monthly based stress test analysis are done.

In addition, by classifying the changes in risk factors different scenario analysis are done based on different interest rate expectations. The sensitivity of assets, liabilities and off-balance sheets against interest rate are measured by an analysis on a monthly basis.

**The expected effects of the fluctuations of market interest rates on the Parent Bank’s financial position and cash flows, the expectations for interest income, and the limits the board of directors has established on daily interest rates**

The Board of Directors has determined limits for the amount exposed to market risk / shareholder’s equity, to be maximum 45% for the early warning limit, 50% for limit maximum, and maximum 55% for limit exception in order to follow interest rate risk, exchange rate risk and equity price risk.

# ARAP TÜRK BANKASI A.Ş.

## NOTES TO CONSOLIDATED FINANCIAL STATEMENTS AS OF 31 MARCH 2022

(Amounts expressed in thousands of Turkish Lira (“TL”) unless otherwise stated.)

### SECTION FOUR

#### INFORMATION ON THE FINANCIAL POSITION OF THE GROUP (Continued)

#### III. INFORMATION ON CONSOLIDATED INTEREST RATE RISK (Continued)

**The precautions taken for the interest rate risk the Parent Bank was exposed to during the current year and their expected effects on net income and shareholders’ equity in the future periods**

Although the increase in interest rates have a limited negative effect on the Parent Bank’s financial position the Parent Bank’s Equity structure is able to confront the negative effects of possible fluctuations in the interest rates.

**Information related to interest rate sensitivity of assets, liabilities and off-balance sheet items**  
(Based on re-pricing dates)

Current Period	Up to 1 Month	1-3 Months	3-12 Months	1-5 Years	5 Years and Over	Non-Interest Bearing	Total
Cash (cash in vault, foreign currencies, cash in transit, cheques purchased) and balances with the Central Bank of Turkey	-	-	-	-	-	1,875,518	1,875,518
Banks	1,482,989	4,452	-	-	-	2,414	1,489,855
Financial assets at fair value through Profit or Loss	-	-	-	-	-	-	-
Interbank Money Market Placements	-	-	-	-	-	-	-
Financial Assets at Fair Value Through Other Comprehensive Income	1,331	149,230	282,018	761,178	-	6,089	1,199,846
Loans	1,191,587	752,511	1,141,524	68,880	-	3,217	3,157,719
Financial Assets Measured at Amortized Cost	65,637	360,940	315,480	1,758,753	-	-	2,500,810
Other assets <sup>(1)</sup>	23,306	43,051	194,838	257,437	-	325,483	844,115
<b>Total assets</b>	<b>2,764,850</b>	<b>1,310,184</b>	<b>1,933,860</b>	<b>2,846,248</b>	-	<b>2,212,721</b>	<b>11,067,863</b>
<b>Liabilities</b>							
Bank Deposits	1,730,853	-	-	162,879	-	5	1,893,737
Other Deposits	61,598	51,421	25,937	4,071	-	2,252,000	2,395,027
Money Market Borrowings	30,867	-	-	-	-	-	30,867
Miscellaneous Payables	-	-	-	-	-	-	-
Marketable Securities Issued	-	-	-	-	-	-	-
Funds Borrowed From Other Fin. Ins.	507,066	1,516,661	2,999,156	66,775	-	-	5,089,658
Other liabilities <sup>(2)</sup>	422	200	1,713	(187)	-	1,656,426	1,658,574
<b>Total liabilities</b>	<b>2,330,806</b>	<b>1,568,282</b>	<b>3,026,806</b>	<b>233,538</b>	-	<b>3,908,431</b>	<b>11,067,863</b>
Long Position in the Balance Sheet	434,044	-	-	2,612,710	-	-	3,046,754
Short Position in the Balance Sheet	-	(258,098)	(1,092,946)	-	-	(1,695,710)	(3,046,754)
Long Position in the Off-balance Sheet	-	-	-	-	-	-	-
Short Position in the Off-balance Sheet	-	-	-	-	-	-	-
<b>Total Position</b>	<b>434,044</b>	<b>(258,098)</b>	<b>(1,092,946)</b>	<b>2,612,710</b>	-	<b>(1,695,710)</b>	<b>-</b>

<sup>(1)</sup> Other Assets: The amount of TL 325,483 in the Non-Interest Bearing column is composed of Tangible Assets amounting to TL 217,660, Expected Credit Loss amounting to TL 19,195, Intangible Assets amounting to TL 3,769, deferred tax amounting to TL 20,773, other non-interest bearing amounting to TL 111,476 Assets Held For Sale Purpose amounting to TL 1,000 of other undistributed amounts.

<sup>(2)</sup> Other Liabilities: The amount of TL 1,656,426 in the Non-Interest Bearing Column is composed of Shareholders’ Equity amounting to TL 1,416,506, Provisions amounting to TL 94,079 Current Tax Liability amounting to TL 31,200 and other Non-Interest Bearing amounts included in Other Liabilities amounting to TL 114,641.

<sup>(3)</sup> Includes financial lease receivables

**ARAP TÜRK BANKASI A.Ş.****NOTES TO CONSOLIDATED FINANCIAL STATEMENTS AS OF 31 MARCH 2022**

(Amounts expressed in thousands of Turkish Lira (“TL”) unless otherwise stated.)

**SECTION FOUR****INFORMATION ON THE FINANCIAL POSITION OF THE GROUP (Continued)****III. INFORMATION ON CONSOLIDATED INTEREST RATE RISK (Continued)**

<b>Prior Period</b>	<b>Up to 1 Month</b>	<b>1-3 Months</b>	<b>3-12 Months</b>	<b>1-5 Years</b>	<b>5 Years and Over</b>	<b>Non-Interest Bearing</b>	<b>Total</b>
<b>Assets</b>							
Cash (cash in vault, foreign currencies, cash in transit, cheques purchased) and balances with the Central Bank of Turkey	-	-	-	-	-	1,666,336	1,666,336
Banks	1,347,358	48,462	-	-	-	9,781	1,405,601
Financial assets at fair value through Profit or Loss	-	-	-	-	-	-	-
Interbank Money Market Placements	255,100	-	-	-	-	-	255,100
Financial Assets at Fair Value Through Other Comprehensive Income	69	99,239	213,698	868,828	-	5,571	1,187,405
Loans	1,132,849	545,132	437,840	542,719	-	3,297	2,661,837
Financial Assets Measured at Amortized Cost	11,840	253,658	495,768	1,516,597	-	-	2,277,863
Other assets <sup>(1)(3)</sup>	18,678	36,896	167,872	242,889	-	284,824	751,159
<b>Total assets</b>	<b>2,765,894</b>	<b>983,387</b>	<b>1,315,178</b>	<b>3,171,033</b>	<b>-</b>	<b>1,969,809</b>	<b>10,205,301</b>
<b>Liabilities</b>							
Bank Deposits	1,262,331	301,854	-	-	-	-	1,564,185
Other Deposits	50,617	36,563	28,501	4,168	-	2,260,304	2,380,153
Money Market Borrowings	-	-	-	-	-	-	-
Miscellaneous Payables	-	-	-	-	-	-	-
Marketable Securities Issued	-	-	-	-	-	-	-
Funds Borrowed From Other Fin. Ins.	1,218,948	66,709	3,094,280	326,499	-	-	4,706,436
Other liabilities <sup>(2)</sup>	214	526	1,293	-	-	1,552,494	1,554,527
<b>Total liabilities</b>	<b>2,532,110</b>	<b>405,652</b>	<b>3,124,074</b>	<b>330,667</b>	<b>-</b>	<b>3,812,798</b>	<b>10,205,301</b>
Long Position in the Balance Sheet	233,784	577,735	-	2,840,366	-	-	3,651,885
Short Position in the Balance Sheet	-	-	(1,808,896)	-	-	(1,842,989)	(3,651,885)
Long Position in the Off-balance Sheet	-	-	-	-	-	-	-
Short Position in the Off-balance Sheet	-	-	-	-	-	-	-
<b>Total Position</b>	<b>233,784</b>	<b>577,735</b>	<b>(1,808,896)</b>	<b>2,840,366</b>	<b>-</b>	<b>(1,842,989)</b>	<b>-</b>

<sup>(1)</sup> Other Assets: The amount of TL 284,824 in the Non-Interest Bearing column is composed of Tangible Assets amounting to TL 217,794, Expected Credit Loss amounting to TL 18,326, Intangible Assets amounting to TL 4,275, deferred tax amounting to TL 71,349, other non-interest bearing amounting to TL 59,710 Assets Held For Sale Purpose amounting to TL 1,000 of other undistributed amounts.

<sup>(2)</sup> Other Liabilities: The amount of TL 1,552,494 in the Non-Interest Bearing Column is composed of Shareholders' Equity amounting to TL 1,361,488, Provisions amounting to TL 86,362, Current Tax Liability amounting to TL 25,811 and other Non-Interest Bearing amounts included in Other Liabilities amounting to TL 78,833.

<sup>(3)</sup> Includes financial lease receivables.



**ARAP TÜRK BANKASI A.Ş.****NOTES TO CONSOLIDATED FINANCIAL STATEMENTS AS OF 31 MARCH 2022**

(Amounts expressed in thousands of Turkish Lira (“TL”) unless otherwise stated.)

**SECTION FOUR****INFORMATION ON THE FINANCIAL POSITION OF THE GROUP (Continued)****III. INFORMATION ON CONSOLIDATED INTEREST RATE RISK (Continued)****Average interest rates applied to monetary financial instruments (%)**

<b>Current Period</b>	<b>EURO</b>	<b>USD</b>	<b>TL</b>
<b>Assets</b>			
Cash (cash in vault, effectives, money in transit, cheques purchased) and Balances with the Central Bank of Turkey	-	-	12.36
Banks	0.22	1.45	19.79
Financial Assets at Fair Value through Profit or Loss	-	-	-
Money Market Placements	-	-	-
Financial Assets at Fair Value Through Other Comprehensive Income	2.90	5.98	9.86
Loans	4.75	4.82	22.75
Financial Assets Measured at Amortized Cost	-	-	19.19
Financial Lease Receivables	5.96	7.50	20.79
<b>Liabilities</b>			
Interbank Deposits	1.10	0.74	14.21
Other Deposits	0.42	0.61	13.81
Money Market Borrowings	-	-	14.00
Miscellaneous Payables	-	-	-
Marketable Securities Issued	-	-	-
Funds Borrowed from Other Financial Institutions	1.15	2.38	-
<b>Prior Period</b>			
<b>Assets</b>			
Cash (cash in vault, effectives, money in transit, cheques purchased) and Balances with the Central Bank of Turkey.	-	-	12.36
Banks	0.15	0.42	22.69
Financial assets at Fair Value through Profit or Loss	-	-	-
Money Market Placements	-	-	14.27
Financial Assets at Fair Value Through Other Comprehensive	2.90	5.98	9.86
Loans	4.29	2.77	23.54
Financial Assets Measured at Amortized Cost	-	-	17.83
Financial Lease Receivables	6.11	7.59	20.36
<b>Liabilities</b>			
Interbank Deposits	1.04	0.56	-
Other Deposits	0.28	0.50	13.88
Money Market Borrowings	-	-	-
Miscellaneous Payables	-	-	-
Marketable Securities Issued	-	-	-
Funds Borrowed from Other Financial Institutions	1.14	2.34	-

**SECTION FOUR**

**INFORMATION ON THE FINANCIAL POSITION OF THE GROUP (Continued)**

**IV. INFORMATION ON CONSOLIDATED STOCK POSITION RISK**

**Equity investment risk due from banking book**

The Parent Bank does not have equity investment risk due to subsidiary and securities issued capital which classified banking accounts are not traded on the stock exchange.

***Information on booking value, fair value and market value of equity investments***

None.

***Information on equity investments realized gains or losses, revaluation increases and unrealized gains or losses and these amounts including capital contribution.***

None.

***Breakdown of the amount of capital requirements on investments in related stock exchange basis, depending on the Credit Risk Standard Method or the capital requirement calculation method which bank has chosen out of allowed methods stated in the Communique Regarding Calculation of Credit Risk Amount on Internal Rating Based Approach.***

None.

**SECTION FOUR**

**INFORMATION ON THE FINANCIAL POSITION OF THE GROUP (Continued)**

**V. INFORMATION ON CONSOLIDATED LIQUIDITY RISK MANAGEMENT**

**Information on liquidity risk management regarding risk capacity of the Parent Bank, responsibilities and structure of the liquidity risk management, reporting of the liquidity risk in the Bank, the way that sharing liquidity risk strategy, policy and implementations with the board of directors and job fields.**

Evaluation of capacity of liquidity risk position of the Parent Bank depends on current liquidity position, current and estimated asset quality, current and future income capacity, historical funding needs, estimated funding needs and decreasing funding needs or analysis of decrease in additional funding choices. One or more actions below are done to find funds in order to maintain liquidity needs.

- Disposal of the liquid assets
- Maintain increasing short term debts and/or additional short term time deposit and deposit like assets
- Decrease in moveable long term assets
- Increase in long term liabilities
- Increase in equity funds

Responsibility of the management of general liquidity belongs to Top Level Management, Treasury Department or Asset/Liability Committee (“ALCO”) which is consisting of Risk Management executives. Appropriate controls and balances are maintained in every condition.

Analysis of effects of various stress scenarios on the liquidity position and establishment of limits are crucial in order to establish effective liquidity risk management. Limits are determined according to the size of the Parent Bank, complexity of transactions and suitability of the financial conditions.

One of the important components of liquidity management is management information system which is created to offer information about the liquidity position of the Parent Bank to the Board of Directors, top level management and related appropriate personnel at the right time. Strong management information system is an integral part of the reliable decision making process of the liquidity.

One of the important aspects of liquidity management is making assumptions on prospective funding needs. Although final cash inflows and outflows can be easily calculated or estimated, the Parent Bank also makes short-term and long-term assumptions. Another important consideration is that the Parent Bank's reputation plays an important role in reaching the funds it needs in a reasonable amount of time.

Management also has an emergency plan to be implemented in the absence of accurate projections. An effective emergency planning consists of identifying minimum and maximum liquidity needs and weighting alternatives that will be used to meet these needs.

**SECTION FOUR**

**INFORMATION ON THE FINANCIAL POSITION OF THE GROUP (Continued)**

**V. INFORMATION ON CONSOLIDATED LIQUIDITY RISK MANAGEMENT (Continued)**

**The degree of centralization of liquidity management and funding strategy and information about the functioning between the Bank and its shareholders**

The Parent Bank is supported by well-established shareholders among most powerful financial institutions in Turkey, Middle East and the North African region. The Parent Bank’s largest shareholder is Libyan Foreign Bank which is 100% owned by the Central Bank of Libya has A&T Bank. Funds received from the Group’s risk group have a 35% share in liabilities.

**Information on the Bank’s funding strategy including the policies regarding diversification of funding sources and periods**

The Parent Bank obtains its fund sources mainly from the parent Libyan Foreign Bank and its subsidiaries. These Funds are reliable sources which are ongoing for many years with renewing terms and expected to continue thereafter.

**Currencies constituting minimum five percent of the Bank’s total liabilities**

A large portion of the Parent Bank’s liabilities consist of funds obtained from the parent Libyan Foreign Bank and group banks 78% of these funds are US Dollars, and 22% are EUR.

**Information regarding to the liquidity risk mitigation techniques used**

The Parent Bank’s liquidity risk mitigation techniques are retention of high-quality liquid assets on hand, provide maturity match between assets and liabilities and having the option to obtain funds from different banks in its risk groups.

**Information regarding to the usage of Stress Tests**

Stress tests are applied by changing the percentage of the parameters regarding to the liquidity ratio calculation. Subjected components, particularly high-quality liquid assets, including cash inflows and cash outflows are increased and decreased at various rates to measure the effects on the calculation. The test results provide guidance on liquidity management.

**SECTION FOUR****INFORMATION ON THE FINANCIAL POSITION OF THE GROUP (Continued)****V. INFORMATION ON CONSOLIDATED LIQUIDITY RISK MANAGEMENT (Continued)****General information on the emergency and contingency plan of Liquidity**

The Liquidity Emergency Action Plan prepared by the Parent Bank’s Assets Liabilities Committee was presented to the Board of Directors and approved by Council Decision No. 316-A/6/18 at 5 October 2018. Decisions on the plan;

- Bank-specific crisis and general market crisis has been described,
- The decision of proportional and structural changes of assets and liabilities in the balance sheet is delegated to Assets and Liabilities Committee,
- Agreed that the Liquidity Dashboard which includes available and accessible liquidity sources of the Bank, asset sales, loan repayments and liquidity usage submitted periodically to Assets Liabilities Committee by the Treasury Department.
- Within the framework of an effective liquidity risk management of the Treasury Department, where necessary, acting jointly with other business units to avoid concentration of funding sources, following different funding options and current trends and reporting on costs is expressed,
- If necessary, making changes in the Emergency Action Plan and update it according to market conditions and balance sheet structure is delegated to Assets Liabilities Committee.

The Parent Bank keeps liquidity buffer in high level by periods when the liquidity risk may increase. With this approach, the effect of volatility in the markets due to the adverse effects of Covid-19 outbreak on the Parent Bank’s liquidity need is in minimum level. Measures have been taken by the Parent Bank for the provision and stable management of liquidity in an emergency.

**Liquidity coverage ratio**

In accordance with the “Regulation on calculation of Bank’s liquidity coverage ratio”, published in Official Gazette no. 28948, dated 21 March 2014, liquidity coverage ratio is calculated which disclosed to the public in the following format. The monthly simple arithmetic average calculated consolidated liquidity coverage ratio of the last three months average, the weekly simple arithmetic average calculated liquidity coverage ratio of the last three months average

The weekly calculated lowest and highest values of consolidated foreign currency and total liquidity coverage ratio by weeks are as follows:

	<b>Month</b>	<b>FC</b>	<b>Month</b>	<b>FC+TL</b>
<b>Lowest</b>	January	379	January	466
<b>Highest</b>	March	505	March	610

**ARAP TÜRK BANKASI A.Ş.****NOTES TO CONSOLIDATED FINANCIAL STATEMENTS AS OF 31 MARCH 2022**

(Amounts expressed in thousands of Turkish Lira (“TL”) unless otherwise stated.)

**SECTION FOUR****INFORMATION ON THE FINANCIAL POSITION OF THE GROUP (Continued)****V. INFORMATION ON CONSOLIDATED LIQUIDITY RISK MANAGEMENT (Continued)**

The weekly simple arithmetic average calculated liquidity coverage ratio of the last three months average is as following:

Current Period	Consideration Ratio Not Applied Total Value <sup>(1)</sup>		Consideration Ratio Applied Total Value <sup>(1)</sup>	
	TL+FC	FC	TL+FC	FC
<b>HIGH QUALITY LIQUID ASSETS</b>				
1 High quality liquid assets	5,476,395	5,252,625	4,435,227	4,211,457
<b>CASH OUTFLOWS</b>	-	-	-	-
2 Real person deposits and retail deposits	1,081,108	1,042,586	106,376	104,259
3 Stable deposit	34,695	-	1,735	-
4 Deposit with low stability	1,046,413	1,042,586	104,641	104,259
5 Unsecured debts except real person deposits and retail deposits	3,316,980	3,093,171	2,462,906	2,253,582
6 Operational deposit	-	-	-	-
7 Non-operating deposits	3,072,730	3,037,545	2,218,656	2,197,956
8 Other unsecured debts	244,250	55,626	244,250	55,626
9 Secured debts	-	-	-	-
10 Other cash outflows	-	-	-	-
11 Derivative liabilities and margin obligations	-	-	-	-
12 Debt from structured financial instruments	-	-	-	-
13 Other off-balance sheet liabilities and commitments for the payment owed to financial markets	-	-	-	-
14 Revocable off-balance sheet obligations regardless of any other requirement and other contractual obligations	-	-	-	-
15 Other irrevocable or provisory revocable off-balance sheet liabilities	7,022,468	6,975,988	376,876	372,507
<b>16 TOTAL CASH OUTFLOW</b>	<b>11,420,556</b>	<b>11,111,745</b>	<b>2,946,158</b>	<b>2,730,348</b>
<b>CASH INFLOWS</b>				
17 Secured receivables	-	-	-	-
18 Unsecured claims	2,336,973	1,746,841	2,081,711	1,668,145
19 Other cash inflows	92,148	67,470	92,148	67,470
<b>20 TOTAL CASH INFLOWS</b>	<b>2,429,121</b>	<b>1,814,311</b>	<b>2,173,859</b>	<b>1,735,615</b>
				<b>Upper Limit Applied Amounts</b>
<b>21 TOTAL HQLA STOCK</b>			<b>4,435,227</b>	<b>4,211,457</b>
<b>22 TOTAL NET CASH OUTFLOWS</b>			<b>864,378</b>	<b>1,023,396</b>
<b>23 LIQUIDITY COVERAGE RATIO (%)</b>			<b>513.11</b>	<b>411.52</b>

<sup>(1)</sup> The monthly simple arithmetic average calculated consolidated liquidity coverage ratio of the last three months average.

**ARAP TÜRK BANKASI A.Ş.**

**NOTES TO CONSOLIDATED FINANCIAL STATEMENTS AS OF 31 MARCH 2022**

(Amounts expressed in thousands of Turkish Lira (“TL”) unless otherwise stated.)

**SECTION FOUR**

**INFORMATION ON THE FINANCIAL POSITION OF THE GROUP (Continued)**

**V. INFORMATION ON CONSOLIDATED LIQUIDITY RISK MANAGEMENT (Continued)**

Prior Period	Consideration Ratio Not Applied Total Value (1)		Consideration Ratio Applied Total Value (1)	
	TL+FC	FC	TL+FC	FC
<b>HIGH QUALITY LIQUID ASSETS</b>				
1 High quality liquid assets	4,502,883	4,165,330	3,710,664	3,373,111
<b>CASH OUTFLOWS</b>				
2 Real person deposits and retail deposits	828,749	788,058	80,997	78,806
3 Stable deposit	37,548	-	1,877	-
4 Deposit with low stability	791,201	788,058	79,120	78,806
5 Unsecured debts except real person deposits and retail deposits	2,897,572	2,719,088	2,243,696	2,075,082
6 Operational deposit	-	-	-	-
7 Non-operating deposits	2,693,360	2,668,256	2,039,484	2,024,250
8 Other unsecured debts	204,212	50,832	204,212	50,832
9 Secured debts	-	-	-	-
10 Other cash outflows	-	-	-	-
11 Derivative liabilities and margin obligations	-	-	-	-
12 Debt from structured financial instruments	-	-	-	-
13 Other off-balance sheet liabilities and commitments for the payment owed to financial markets	-	-	-	-
14 Revocable off-balance sheet obligations regardless of any other requirement and other contractual obligations	-	-	-	-
15 Other irrevocable or provisory revocable off-balance sheet liabilities	5,783,340	5,741,942	326,767	321,854
<b>16 TOTAL CASH OUTFLOW</b>	<b>9,509,661</b>	<b>9,249,088</b>	<b>2,651,460</b>	<b>2,475,742</b>
<b>CASH INFLOWS</b>				
17 Secured receivables	-	-	-	-
18 Unsecured claims	1,908,049	1,374,203	1,708,268	1,315,651
19 Other cash inflows	84,278	24,918	84,278	24,918
<b>20 TOTAL CASH INFLOWS</b>	<b>1,992,327</b>	<b>1,399,121</b>	<b>1,792,546</b>	<b>1,340,569</b>
			<b>Upper Limit Applied Amounts</b>	
<b>21 TOTAL HQLA STOCK</b>			<b>3,710,664</b>	<b>3,373,111</b>
<b>22 TOTAL NET CASH OUTFLOWS</b>			<b>902,095</b>	<b>1,136,600</b>
<b>23 LIQUIDITY COVERAGE RATIO (%)</b>			<b>411.34</b>	<b>296.77</b>

<sup>(1)</sup> The monthly simple arithmetic average calculated consolidated liquidity coverage ratio of the last three months average.

**SECTION FOUR**

**INFORMATION ON THE FINANCIAL POSITION OF THE GROUP (Continued)**

**V. INFORMATION ON CONSOLIDATED LIQUIDITY RISK MANAGEMENT (Continued)**

**Important factors affecting the liquidity coverage ratio results and the change over time of those items taken into account while calculating this ratio**

High-quality liquid assets and cash outflows are one of the most important factors affecting the calculation of the liquidity coverage ratio for Parent bank. A major portion of high-quality liquid assets of the Parent Bank are consisted of treasury bills and free deposits held in CBRT. High-quality liquid assets been on the rise throughout the year had a positive effect on the calculation of liquidity coverage ratio.

**Sections High-quality liquid assets comprised of**

High-quality liquid assets consist of cash, effectives, debt instruments issued by CBRT and treasury, debt instruments with a credit or default rating from A+ to BBB- or any equivalent Debt Instruments. CBRT accounts for 39% of high-quality liquid assets of the Parent Bank, while 60% comprised of debt instruments issued by the Treasury.

**Sections Funding sources comprised of and their densities within all funds**

A significant part of the funding sources are comprised of deposits received. 38% of the total liabilities are deposits received. 44% of these deposits are deposits obtained from banks.

**Information on cash outflows arising from derivative transactions and transactions that are subject to collateralization**

Cash outflows due to derivative contracts occur during periods when the bank's derivative liabilities exceed its derivative receivables. As of 31 March 2022, the net cash outflow from derivative transactions is none.

**Counterparty and product-based funding sources and concentration limits on collaterals**

A significant part of the funding sources are comprised of deposits received. 44% of the liability is deposits and 45% of these deposits are from banks. All of these liabilities are warrantless.

**Funding needs in terms of the Bank itself, foreign branches and consolidated subsidiaries taking into account operational and legal factors that inhibits the Bank's liquidity transfer and liquidity risk exposure**

The Parent Bank obtains funds essentially from main shareholder Libyan Foreign Bank and its subsidiaries. These reliable and ongoing funds are renewed at different maturities and expected to continue for many years.

**Other cash inflows and outflows that are included in liquidity coverage calculation but not included in the public disclosure template in the second paragraph and considered to be related with the Bank's liquidity profile**

None.



**ARAP TÜRK BANKASI A.Ş.**

**NOTES TO CONSOLIDATED FINANCIAL STATEMENTS AS OF 31 MARCH 2022**

(Amounts expressed in thousands of Turkish Lira (“TL”) unless otherwise stated.)

**SECTION FOUR**

**INFORMATION ON THE FINANCIAL POSITION OF THE GROUP (Continued)**

**V. INFORMATION ON CONSOLIDATED LIQUIDITY RISK MANAGEMENT (Continued)**

**Presentation of assets and liabilities based on their outstanding maturities**

<b>Current Period</b>	<b>Demand</b>	<b>Up to 1 Month</b>	<b>1-3 Months</b>	<b>3-12 Months</b>	<b>1-5 Years</b>	<b>5 Year and Over</b>	<b>Unallocated</b>	<b>Total</b>
<b>Assets</b>								
Cash (cash in vault, effectives, money in transit, cheques purchased) and Central Bank balances	82,567	1,792,951	-	-	-	-	-	1,875,518
Banks	189,479	1,295,924	4,452	-	-	-	-	1,489,855
Financial Assets at Fair Value through Profit or Loss	-	-	-	-	-	-	-	-
Money Market Placements	-	-	-	-	-	-	-	-
Financial Assets at Fair Value Through Other Comprehensive Income	-	1,331	149,230	282,022	761,174	-	6,089	1,199,846
Loans	-	1,191,586	549,056	1,344,980	68,880	-	3,217	3,157,719
Investment securities held-to-maturity	-	65,637	360,946	315,480	1,758,747	-	-	2,500,810
Other assets <sup>(1)(3)</sup>	16	79,062	43,051	194,838	257,437	-	269,711	844,115
<b>Total Assets</b>	<b>272,062</b>	<b>4,426,491</b>	<b>1,106,735</b>	<b>2,137,320</b>	<b>2,846,238</b>	<b>-</b>	<b>279,017</b>	<b>11,067,863</b>
<b>Liabilities</b>								
Interbank Deposits	973,061	757,797	-	-	162,879	-	-	1,893,737
Other Deposits	2,252,000	61,599	51,425	25,932	4,071	-	-	2,395,027
Funds provided from other financial institutions	-	30,867	-	-	-	-	-	30,867
Money market borrowings	-	-	-	-	-	-	-	-
Marketable securities issued	-	-	-	-	-	-	-	-
Miscellaneous payables	-	449,357	1,204,943	2,980,359	454,999	-	-	5,089,658
Other liabilities <sup>(2)</sup>	-	2,712	1,252	1,713	(187)	-	1,653,084	1,658,574
<b>Total Liabilities</b>	<b>3,225,061</b>	<b>1,302,332</b>	<b>1,257,620</b>	<b>3,008,004</b>	<b>621,762</b>	<b>-</b>	<b>1,653,084</b>	<b>11,067,863</b>
<b>Net Liquidity Gap</b>	<b>(2,952,999)</b>	<b>3,124,159</b>	<b>(150,885)</b>	<b>(870,684)</b>	<b>2,224,476</b>	<b>-</b>	<b>(1,374,067)</b>	<b>-</b>
<b>Prior Period</b>								
Total Assets	209,530	4,261,177	895,433	1,403,136	3,171,030	-	264,995	10,205,301
Total Liabilities	3,313,735	1,433,308	342,816	2,877,194	690,987	-	1,547,261	10,205,301
<b>Net Liquidity Gap</b>	<b>(3,104,205)</b>	<b>2,827,869</b>	<b>552,617</b>	<b>(1,474,058)</b>	<b>2,480,043</b>	<b>-</b>	<b>(1,282,266)</b>	<b>-</b>

<sup>(1)</sup> Other Assets: The amount of TL 269,711 in the Non-Interest Bearing column is composed of Tangible Assets amounting to TL 217,660, Expected credit loss amounting to TL 19,195, Intangible Assets amounting to TL 3,769, Deferred Tax Assets amounting to TL 10,773 and other Non-Interest Bearing amounting to TL 55,704 and Assets Held For Sale Purpose amounting to TL 1,000 of other undistributed amounts.

<sup>(2)</sup> Other Liabilities: The amount of TL 1,653,084 in the Non-Interest Bearing Column is composed of Shareholders’ Equity amounting to TL 1,416,506, Provisions amounting to TL 94,079, Deferred Tax Liabilities amounting to TL 31,200 and other Non-Interest Bearing amounts included in Other Liabilities amounting to TL 111,299.

<sup>(3)</sup> Includes financial lease receivables

**ARAP TÜRK BANKASI A.Ş.****NOTES TO CONSOLIDATED FINANCIAL STATEMENTS AS OF 31 MARCH 2022**

(Amounts expressed in thousands of Turkish Lira (“TL”) unless otherwise stated.)

**SECTION FOUR****INFORMATION ON THE FINANCIAL POSITION OF THE GROUP (Continued)****VI. EXPLANATIONS ON LEVERAGE RATIO****Leverage Ratio**

Explanations on leverage ratio is calculated in accordance with the “Regulation on Equity of Banks” and “Regulation on Measurement and Assessment of Capital Adequacy of Banks” published in the Official Gazette numbered 28812, dated 5 November 2013.

**Information on subjects that causes difference in leverage ratio between current and prior periods**

The main difference between the current and prior period are capital and total risk amount. Additionally, Bank has no significant change in portfolio.

**An Extract Comparison Table of Total Risks Placed in Consolidated Financial Statements Coordinated in Accordance With TAS**

	<b>Current Period<sup>(2)</sup></b>	<b>Prior Period</b>
Total assets in consolidated financial statements prepared in accordance with Turkish Accounting Standards <sup>(1)</sup>	8,152	4,573
The difference between total assets prepared in accordance with Turkish Accounting Standards and total assets in consolidated financial statements prepared in accordance with the communiqué “Preparation of Consolidated Financial Statements”	-	-
The difference between the amounts of derivative financial instruments and credit derivatives in consolidated financial statements prepared in accordance with the communiqué “Preparation of Consolidated Financial Statements” and risk amounts of such instruments	-	2,127
The difference between the amounts of securities or commodity financing transactions in consolidated financial statements prepared in accordance with the communiqué “Preparation of Consolidated Financial Statements” and risk amounts of such instruments	3,592,447	2,438,587
The difference between the amounts of off-balance items in consolidated financial statements prepared in accordance with the communiqué “Preparation of Consolidated Financial Statements” and risk amounts of such items	126,959	72,581
Other differences between the amounts in consolidated financial statements prepared in accordance with the communiqué “Preparation of Consolidated Financial Statements” and risk amounts of such items	-	-
<b>Total Risk Amount</b>	<b>3,727,558</b>	<b>2,517,868</b>

<sup>(1)</sup> The related amounts are calculated from financial tables in the Consolidated Financial Statements prepared in accordance with BRSA Accounting and Financial Reporting Legislation.

<sup>(2)</sup> The amounts shown in the table are 3 month averages.

**ARAP TÜRK BANKASI A.Ş.****NOTES TO CONSOLIDATED FINANCIAL STATEMENTS AS OF 31 MARCH 2022**

(Amounts expressed in thousands of Turkish Lira (“TL”) unless otherwise stated.)

**SECTION FOUR****INFORMATION ON THE FINANCIAL POSITION OF THE GROUP (Continued)****VI. EXPLANATIONS ON LEVERAGE RATIO (Continued)****Leverage ratio disclosure as follows:**

	<b>Balance sheet assets</b>	<b>Current Period</b>	<b>Prior Period</b>
1	Balance sheet assets (Except for derivative financial instruments and credit derivatives, including warranties)	10,629,566	7,451,280
2	(Assets deducted from main capital)	(4,076)	(4,572)
3	Total risk amount of the balance sheet assets (Sum of 1st and 2nd rows)	10,625,490	7,446,708
	<b>Derivative financial instruments and credit derivatives</b>		
4	Replacement cost of derivative financial instruments and credit derivatives	-	-
5	Potential credit risk amount of derivative financial instruments and credit derivatives	-	10
6	Total risk amount of derivative financial instruments and credit derivatives (Sum of 4th and 5th rows)	-	10
	<b>Security or secured financing transactions</b>		
7	Risk amount of security or secured financing transactions (Except balance sheet)	4,899	49,654
8	Risk amount due to intermediated transactions	-	-
9	Total risk amount of security or secured financing transactions (Sum of 7th and 8th rows)	4,899	49,654
	<b>Off-balance sheet transactions</b>		
10	Gross nominal amount of off-balance sheet transactions	6,927,495	4,880,181
11	(Adjustment amount resulting from multiplying by credit conversion rates)	-	-
12	Risk amount of the off-balance sheet transactions (Sum of 10th and 11th rows)	6,927,495	4,880,181
	<b>Equity and total risk</b>		
13	Main capital	1,395,966	1,259,291
14	Total risk amount (Sum of 3th, 6th, 9th and 12th rows)	17,557,884	12,376,553
	<b>Leverage ratio</b>		
15	Leverage ratio	%7.95	%10.34

Amounts in the table are obtained on the basis of three-month weighted average.

**ARAP TÜRK BANKASI A.Ş.****NOTES TO CONSOLIDATED FINANCIAL STATEMENTS AS OF 31 MARCH 2022**

(Amounts expressed in thousands of Turkish Lira (“TL”) unless otherwise stated.)

**SECTION FOUR****INFORMATION ON THE FINANCIAL POSITION OF THE GROUP (Continued)****VII. EXPLANATIONS ON RISK MANAGEMENT****Overview of Risk Weighted Amount**

	Risk Weighted Amount		Minimum capital Requirement
	Current Period	Prior Period	Current Period
1 Credit risk (excluding counterparty credit risk) (CCR)	5,508,324	4,824,066	440,666
2 Standardised approach (SA)	5,508,324	4,824,066	440,666
3 Internal rating-based (IRB) approach	-	-	-
4 Counterparty credit risk	-	244	-
5 Standardised approach for counterparty credit risk (SA-CCR)	-	244	-
6 Internal model method (IMM)	-	-	-
7 Basic risk weight approach to internal models equity position in the banking account	-	-	-
8 Investments made in collective investment companies – look-through approach	-	-	-
9 Investments made in collective investment companies – mandate-based approach	-	-	-
10 Investments made in collective investment companies - 12.50% weighted risk approach	-	-	-
11 Settlement risk	-	-	-
12 Securitization positions in banking accounts	-	-	-
13 IRB ratings-based approach (RBA)	-	-	-
14 IRB Supervisory Formula Approach (SFA)	-	-	-
15 SA/simplified supervisory formula approach (SSFA)	-	-	-
16 Market risk	319,825	349,563	25,586
17 Standardised approach (SA)	319,825	349,563	25,586
18 Internal model approaches (IMM)	-	-	-
19 Operational Risk	721,663	623,450	57,733
20 Basic Indicator Approach	721,663	623,450	57,733
21 Standard Approach	-	-	-
22 Advanced measurement approach	-	-	-
23 The amount of the discount threshold under the equity (subject to a 250% risk weight)	-	-	-
24 Floor adjustment	-	-	-
<b>25 Total (1+4+7+8+9+10+11+12+16+19+23+24)</b>	<b>6,549,812</b>	<b>5,797,323</b>	<b>523,985</b>

**RWA flow statements of CCR exposures under Internal Model Method (IMM)**

None.

**RWA flow statements of market risk exposures under an IMA**

None.

**ARAP TÜRK BANKASI A.Ş.**

**NOTES TO CONSOLIDATED FINANCIAL STATEMENTS AS OF 31 MARCH 2022**

(Amounts expressed in thousands of Turkish Lira (“TL”) unless otherwise stated.)

**SECTION FOUR**

**INFORMATION ON THE FINANCIAL POSITION OF THE GROUP (Continued)**

**VIII. INFORMATION ON CONSOLIDATED OPERATING SEGMENTS**

The operating segments of the Parent Bank are determined in accordance with the organizational and internal reporting structure and TFRS 8 “Operating Segments”.

The Parent Bank operates in the areas of retail banking, Corporate and Commercial Banking, treasury and Leasing.

Information on operational segments on 31 March 2022, 31 December 2021 and 31 March 2021 are presented in the table below:

<b>Current Period</b>	<b>Retail Banking</b>	<b>Corporate and Commercial Banking</b>	<b>Treasury</b>	<b>Leasing</b>	<b>Other</b>	<b>Total Operations of the Group</b>
Interest Income (Net)	(198)	71,700	37,994	10,666	-	120,162
Commission Income (Net)	-	21,718	-	855	-	22,573
Unallocated Income/Expenses (Net)	-	-	-	(7,901)	(68,804)	(76,705)
<b>Operating Income</b>	<b>(198)</b>	<b>93,418</b>	<b>37,994</b>	<b>3,620</b>	<b>(68,804)</b>	<b>66,030</b>
<i>Income from Subsidiaries</i>						-
<i>Income before tax</i>					66,030	66,030
<i>Tax Provision</i>					(15,718)	(15,718)
<b>Net Profit for the period</b>					<b>50,312</b>	<b>50,312</b>

<b>Current Period</b>	<b>Retail Banking</b>	<b>Corporate and Commercial Banking</b>	<b>Treasury</b>	<b>Leasing</b>	<b>Other</b>	<b>Total Operations of the Group</b>
Segment Assets	3,606	2,497,204	6,889,261	713,500	-	10,103,571
Unallocated assets	-	-	-	-	964,292	964,292
<b>Total Assets</b>	<b>3,606</b>	<b>2,497,204</b>	<b>6,889,261</b>	<b>713,500</b>	<b>964,292</b>	<b>11,067,863</b>
Segment Liabilities	1,158,958	1,236,475	6,515,556	550,959	-	9,461,898
Unallocated Liabilities	-	-	-	-	189,459	189,459
Equity	-	-	-	-	1,416,506	1,416,506
<b>Total Liabilities</b>	<b>1,158,958</b>	<b>1,236,475</b>	<b>6,515,556</b>	<b>550,959</b>	<b>1,605,965</b>	<b>11,067,863</b>

<b>Prior Period</b>	<b>Retail Banking</b>	<b>Corporate and Commercial Banking</b>	<b>Treasury</b>	<b>Leasing</b>	<b>Other</b>	<b>Total Operations of the Group</b>
Interest Income (Net)	(139)	36,295	30,963	7,990	-	75,109
Commission Income (Net)	-	20,450	-	330	-	20,780
Unallocated Income/Expenses (Net)	-	-	-	(8,368)	(36,893)	(45,261)
<b>Operating Income</b>	<b>(139)</b>	<b>56,745</b>	<b>30,963</b>	<b>(48)</b>	<b>(36,893)</b>	<b>50,628</b>
<i>Income from Subsidiaries</i>						-
<i>Income before tax</i>					50,628	50,628
<i>Tax Provision</i>					(10,178)	(10,178)
<b>Net Profit for the period</b>					<b>40,450</b>	<b>40,450</b>

<b>Prior Period</b>	<b>Retail Banking</b>	<b>Corporate and Commercial Banking</b>	<b>Treasury</b>	<b>Leasing</b>	<b>Other</b>	<b>Total Operations of the Group</b>
Segment Assets	2,218	1,875,775	7,026,687	629,544	-	9,534,224
Unallocated assets	-	-	-	-	671,077	671,077
<b>Total Assets</b>	<b>2,218</b>	<b>1,875,775</b>	<b>7,026,687</b>	<b>629,544</b>	<b>671,077</b>	<b>10,205,301</b>
Segment Liabilities	972,106	1,407,305	5,819,611	472,117	-	8,671,139
Unallocated Liabilities	-	-	-	-	172,674	172,674
Equity	-	-	-	-	1,361,488	1,361,488
<b>Total Liabilities</b>	<b>972,106</b>	<b>1,407,305</b>	<b>5,819,611</b>	<b>472,117</b>	<b>1,534,162</b>	<b>10,205,301</b>

**ARAP TÜRK BANKASI A.Ş.****NOTES TO CONSOLIDATED FINANCIAL STATEMENTS AS OF 31 MARCH 2022**

(Amounts expressed in thousands of Turkish Lira (“TL”) unless otherwise stated.)

**SECTION FIVE****INFORMATION ON DISCLOSURES AND FOOTNOTES OF CONSOLIDATED FINANCIAL STATEMENTS****I. INFORMATION ON DISCLOSURES AND FOOTNOTES OF CONSOLIDATED ASSETS****1. Information on cash equivalents and Central Bank of Turkey****Information on cash equivalents**

	Current Period		Prior Period	
	TL	FC	TL	FC
Cash/Effective	4,202	63,527	3,381	54,381
Central Bank of Turkey	14,838	1,792,951	4,705	1,603,869
Other	-	-	-	-
<b>Total</b>	<b>19,040</b>	<b>1,856,478</b>	<b>8,086</b>	<b>1,658,250</b>

**Information related to the account of Central Bank of Turkey**

	Current Period		Prior Period	
	TL	FC	TL	FC
Unrestricted Demand Deposits <sup>(1)</sup>	14,838	-	4,705	-
Unrestricted Time Deposits	-	712,663	-	633,972
Restricted Time Deposits	-	-	-	-
Reserve Deposits	-	1,080,288	-	969,897
<b>Total</b>	<b>14,838</b>	<b>1,792,951</b>	<b>4,705</b>	<b>1,603,869</b>

<sup>(1)</sup> General reserve amount requirements maintained at CBRT.**Information on Reserve Deposits**

The banks operating in Turkey keep reserve deposits for Turkish currency and foreign currency at the rates of between 3% and 8% (31 December 2021: rates between 3% and 8%) , and for US Dollars or EUR at the rates of 5% and 26% respectively ( 31 December 2021: rates between 5% and 25%) according to their maturities as per the Communique no.2005/1 ‘‘Reserve Deposits’’ of the Central Bank of Turkey. CBRT, pays 12.5% (31 December 2021: 12.5%) interest for Reserve Deposits in Turkish Lira.

**ARAP TÜRK BANKASI A.Ş.****NOTES TO CONSOLIDATED FINANCIAL STATEMENTS AS OF 31 MARCH 2022**

(Amounts expressed in thousands of Turkish Lira (“TL”) unless otherwise stated.)

**SECTION FIVE****INFORMATION ON DISCLOSURES AND FOOTNOTES OF CONSOLIDATED FINANCIAL STATEMENTS (Continued)****I. INFORMATION ON DISCLOSURES AND FOOTNOTES OF CONSOLIDATED ASSETS (Continued)****2. Information on financial assets at fair value through profit or loss**

As of the current period, there are no financial assets given as collateral/blocked among financial assets at fair value through profit or loss. (31 December 2021: None ) There are no financial assets subject to repo transactions (31 December 2021: None).

***Positive differences related to derivative financial assets***

None.

**3. Information on banks**

	Current Period		Prior Period	
	TL	FC	TL	FC
Banks				
Domestic banks	18,009	1,282,835	34,149	1,212,418
Foreign banks	26,061	162,950	26,060	132,974
Branches and head office abroad	-	-	-	-
<b>Total</b>	<b>44,070</b>	<b>1,445,785</b>	<b>60,209</b>	<b>1,345,392</b>

**Information on Expected Credit Losses Information on Expected Loss Provisions**

Current Period	Stage 1	Stage 2	Stage 3	Total
Balances at Beginning of Period	1,284	-	-	1,284
Additions during the Period (+)	1,109	-	-	1,109
Disposal (-)	(1,213)	-	-	(1,213)
Transfer to Stage1	-	-	-	-
Transfer to Stage 2	-	-	-	-
Transfer to Stage 3	-	-	-	-
Write-offs (-)	-	-	-	-
<b>Balances at End of Period</b>	<b>1,180</b>	<b>-</b>	<b>-</b>	<b>1,180</b>

Prior period	Stage 1	Stage 2	Stage 3	Total
Balances at Beginning of Period	828	-	-	828
Additions during the Period (+)	1,252	-	-	1,252
Disposal (-)	(796)	-	-	(796)
Transfer to Stage1	-	-	-	-
Transfer to Stage 2	-	-	-	-
Transfer to Stage 3	-	-	-	-
Write-offs (-)	-	-	-	-
<b>Balances at End of Period</b>	<b>1,284</b>	<b>-</b>	<b>-</b>	<b>1,284</b>

**ARAP TÜRK BANKASI A.Ş.****NOTES TO CONSOLIDATED FINANCIAL STATEMENTS AS OF 31 MARCH 2022**

(Amounts expressed in thousands of Turkish Lira (“TL”) unless otherwise stated.)

**SECTION FIVE****INFORMATION ON DISCLOSURES AND FOOTNOTES OF CONSOLIDATED FINANCIAL STATEMENTS (Continued)****I. INFORMATION ON DISCLOSURES AND FOOTNOTES OF CONSOLIDATED ASSETS (Continued)****4. Information on financial assets at fair value through other comprehensive income*****Information on transaction of repo and collateral/blocked financial assets (Net)***

As of 31 March 2022, the Bank does not have any financial assets at fair value through other comprehensive income that are subject to repo transactions.

As of 31 March 2022, the Bank does not have any financial assets at fair value through other comprehensive income, which are given as collateral / blocked from assets (31 December 2021: TL None).

***Major types of financial assets at fair value through other comprehensive income***

Financial assets at fair value through other comprehensive income are composed of shares that are not quoted in the stock market, certificates of rent and other securities.

***Information on Financial assets at fair value through other comprehensive income***

	<b>Current Period</b>	<b>Prior Period</b>
<b>Debt Securities</b>	<b>1,231,900</b>	<b>1,223,206</b>
Quoted in stock exchange	1,231,900	1,223,206
Not quoted in stock exchange	-	-
<b>Share Certificates</b>	<b>6,089</b>	<b>5,572</b>
Quoted in stock Exchange	-	-
Not quoted in stock Exchange	6,089	5,572
<b>Impairment provision (-)</b>	<b>38,143</b>	<b>41,373</b>
<b>Total</b>	<b>1,199,846</b>	<b>1,187,405</b>



**ARAP TÜRK BANKASI A.Ş.****NOTES TO CONSOLIDATED FINANCIAL STATEMENTS AS OF 31 MARCH 2022**

(Amounts expressed in thousands of Turkish Lira (“TL”) unless otherwise stated.)

**SECTION FIVE****INFORMATION ON DISCLOSURES AND FOOTNOTES OF CONSOLIDATED FINANCIAL STATEMENTS (Continued)****I. INFORMATION ON DISCLOSURES AND FOOTNOTES OF CONSOLIDATED ASSETS (Continued)****5. Information on Loans***Information on all types of loans and advances given to shareholders and employees of the Parent Bank*

	Current Period		Prior Period	
	Cash	Non-Cash	Cash	Non-Cash
<b>Direct Loans Granted to Shareholders</b>	2	44,069	-	41,328
Corporate Shareholders	2	44,069	-	41,328
Individual Shareholders	-	-	-	-
<b>Indirect Loans Granted to Shareholders</b>	-	-	-	-
<b>Loans Granted to the Bank’s personnel</b>	3,606	993	2,218	904
<b>Total</b>	<b>3,608</b>	<b>45,062</b>	<b>2,218</b>	<b>42,232</b>

*Information about the first and second group loans and other receivables including loans that have been restructured or rescheduled*

Cash Loans	Standard Loans	Loans Under Close Monitoring		
		Not Under the Scope of Restructuring or Rescheduling	Restructured or Rescheduled Loans with revised contract terms	Refinancing
<b>Non-Specialized Loans</b>	<b>3,154,502</b>	-	-	-
Commercial Loans	-	-	-	-
Export Loans	355,676	-	-	-
Import Loans	-	-	-	-
Loans Given to Financial Sector	1,488,038	-	-	-
Consumer Loans	3,606	-	-	-
Credit Cards	-	-	-	-
Other	1,307,182	-	-	-
<b>Specialized Lending</b>	-	-	-	-
<b>Other Receivables</b>	-	-	-	-
<b>Total</b>	<b>3,154,502</b>	-	-	-

	Standard Loan (*)	Loans Under Close Monitoring (*)
12-Month expected credit losses	10,296	-
Significant increase in credit risk	-	758

(\*) Includes lease receivables.

**ARAP TÜRK BANKASI A.Ş.****NOTES TO CONSOLIDATED FINANCIAL STATEMENTS AS OF 31 MARCH 2022**

(Amounts expressed in thousands of Turkish Lira (“TL”) unless otherwise stated.)

**SECTION FIVE****INFORMATION ON DISCLOSURES AND FOOTNOTES OF CONSOLIDATED FINANCIAL STATEMENTS (Continued)****I. INFORMATION ON DISCLOSURES AND FOOTNOTES OF CONSOLIDATED ASSETS (Continued)****5. Information on Loans (Continued)*****Information on consumer loans, credit cards and loans given to employees***

	Short Term	Middle and Long Term	Total
<b>Consumer Loans-TL</b>	-	-	-
Real estate loans	-	-	-
Automotive loans	-	-	-
Consumer loans	-	-	-
Other	-	-	-
<b>Consumer Loans-Indexed to FC</b>	-	-	-
Real estate loans	-	-	-
Automotive loans	-	-	-
Consumer loans	-	-	-
Other	-	-	-
<b>Consumer Loans-Indexed to FC</b>	-	-	-
Real estate loans	-	-	-
Automotive loans	-	-	-
Consumer loans	-	-	-
Other	-	-	-
<b>Individual Credit Cards-TL</b>	-	-	-
Installment	-	-	-
Non-Installment	-	-	-
<b>Individual Credit Cards-FC</b>	-	-	-
Installment	-	-	-
Non-Installment	-	-	-
<b>Personnel Loans- TL</b>	<b>208</b>	<b>3,398</b>	<b>3,606</b>
Real estate loans	-	-	-
Automotive loans	-	-	-
Consumer loans	208	3,398	3,606
Other	-	-	-
<b>Personnel Loans- Indexed to FC</b>	-	-	-
Real estate loans	-	-	-
Automotive loans	-	-	-
Consumer loans	-	-	-
Other	-	-	-
<b>Personnel Loans-FC</b>	-	-	-
Real estate loans	-	-	-
Automotive loans	-	-	-
Consumer loans	-	-	-
Other	-	-	-
<b>Personnel Credit Cards-TL</b>	-	-	-
Installment	-	-	-
Non-Installment	-	-	-
<b>Personnel Credit Cards-FC</b>	-	-	-
Installment	-	-	-
Non-Installment	-	-	-
<b>Deposits with Credit Limit-TL (Individual)</b>	-	-	-
<b>Deposits with Credit Limit-FC (Individual)</b>	-	-	-
<b>Consumer Loans-TL</b>	<b>208</b>	<b>3,398</b>	<b>3,606</b>

**ARAP TÜRK BANKASI A.Ş.****NOTES TO CONSOLIDATED FINANCIAL STATEMENTS AS OF 31 MARCH 2022**

(Amounts expressed in thousands of Turkish Lira (“TL”) unless otherwise stated.)

**SECTION FIVE****INFORMATION ON DISCLOSURES AND FOOTNOTES OF CONSOLIDATED FINANCIAL STATEMENTS (Continued)****I. INFORMATION ON DISCLOSURES AND FOOTNOTES OF CONSOLIDATED ASSETS (Continued)****5. Information on Loans (Continued)*****Information on installment commercial loans and commercial credit cards***

	<b>Short-Term</b>	<b>Medium and Long-Term</b>	<b>Total</b>
<b>Commercial Installment Loans-TL</b>	-	<b>19,101</b>	<b>19,101</b>
Business Loans	-	-	-
Vehicle Loans	-	-	-
Consumer Loans	-	19,101	19,101
Other	-	-	-
<b>Commercial Installment Loans- Indexed to FC</b>	-	-	-
Business Loans	-	-	-
Vehicle Loans	-	-	-
Consumer Loans	-	-	-
Other	-	-	-
<b>Commercial Installment Loans - FC</b>	-	-	-
Business Loans	-	-	-
Vehicle Loans	-	-	-
Consumer Loans	-	-	-
Other	-	-	-
<b>Corporate Credit Cards-TL</b>	-	-	-
With Installment	-	-	-
Without Installment	-	-	-
<b>Corporate Credit Cards-FC</b>	-	-	-
With Installment	-	-	-
Without Installment	-	-	-
<b>Overdraft Account-TL (Legal Entity)</b>	-	-	-
<b>Overdraft Account-FC (Legal Entity)</b>	-	-	-
<b>Total</b>	-	<b>19,101</b>	<b>19,101</b>

***Allocation of domestic and foreign loans***

	<b>Current Period</b>	<b>Prior Period</b>
Domestic loans	3,157,567	2,645,585
Foreign loans	152	16,252
<b>Total</b>	<b>3,157,719</b>	<b>2,661,837</b>

**ARAP TÜRK BANKASI A.Ş.****NOTES TO CONSOLIDATED FINANCIAL STATEMENTS AS OF 31 MARCH 2022**

(Amounts expressed in thousands of Turkish Lira (“TL”) unless otherwise stated.)

**SECTION FIVE****INFORMATION ON DISCLOSURES AND FOOTNOTES OF CONSOLIDATED FINANCIAL STATEMENTS (Continued)****I. INFORMATION ON DISCLOSURES AND FOOTNOTES OF CONSOLIDATED ASSETS (Continued)****5. Information on Loans (Continued)*****Specific provisions for loans***<sup>(1)</sup>

<b>Specific provisions</b>	<b>Current Period</b>	<b>Prior Period</b>
Loans and receivables with limited collectibles	-	-
Loans and receivables with doubtful collectibles	-	-
Uncollectible loans and receivables	4,523	4,062
<b>Total</b>	<b>4,523</b>	<b>4,062</b>

(1) Includes Financial lease receivables

**Information related to non-performing loans (Net)*****Information on loans and other receivables that are restructured by the bank from non-performing loans or linked to a new amortization schedule***

None.

***Information on movement of total non-performing loans***

	<b>III. Group Loans and receivables with limited collectibles</b>	<b>IV. Group Loans and receivables with doubtful collectibles</b>	<b>V. Group Uncollectible loans and receivables</b>
<b>Balances at Beginning of Period</b>	-	-	<b>4,228</b>
Additions (+)	-	-	2,134
Transfers from other categories of nonperforming loans (+)	-	-	-
Transfers to other categories of nonperforming loans (-)	-	-	-
Collections (-)	-	-	615
Write-offs (-)	-	-	-
Institutional and commercial credits	-	-	-
Individual credits	-	-	-
Credit cards	-	-	-
Others	-	-	-
<b>Balances at End of the Period</b>	-	-	<b>5,747</b>
Specific provisions (-)	-	-	4,523
<b>Net Balance on Balance Sheet</b>	-	-	<b>1,224</b>

**ARAP TÜRK BANKASI A.Ş.**

**NOTES TO CONSOLIDATED FINANCIAL STATEMENTS AS OF 31 MARCH 2022**

(Amounts expressed in thousands of Turkish Lira (“TL”) unless otherwise stated.)

**SECTION FIVE**

**INFORMATION ON DISCLOSURES AND FOOTNOTES OF CONSOLIDATED FINANCIAL STATEMENTS (Continued)**

**I. INFORMATION ON DISCLOSURES AND FOOTNOTES OF CONSOLIDATED ASSETS (Continued)**

**5. Information on Loans (Continued)**

*Information on foreign currency non-performing loans*

Bank does not have non-performing loan receivables in foreign currency. (31 December 2021: None).

*Information on gross and net loans under follow-up according to the borrowers*

	III. Group Loans and receivables with limited collectability	IV. Group Loans and receivables with doubtful collectability	V. Group Non-performing loans and receivables
<b>Current Period (Net)</b>	-	-	1,224
Loans granted to real persons and legal entities (Gross)	-	-	5,747
Specific provisions (-)	-	-	4,523
Loans granted to real persons and legal entities (Net)	-	-	1,224
Banks (Gross) <sup>(1)</sup>	-	-	-
Specific provisions (-)	-	-	-
Banks (Net)	-	-	-
Other Loans and receivables (Gross)	-	-	-
Specific provisions (-)	-	-	-
Other Loans and receivables (Net)	-	-	-
<b>Prior Period (Net)</b>	-	-	166
Loans granted to real persons and legal entities (Gross)	-	-	4,228
Specific provisions (-)	-	-	4,062
Loans granted to real persons and legal entities (Net)	-	-	166
Banks (Gross) <sup>(1)</sup>	-	-	-
Specific provisions (-)	-	-	-
Banks (Net)	-	-	-
Other Loans and receivables (Gross) <sup>(2)</sup>	-	-	-
Specific provisions (-)	-	-	-
Other Loans and receivables (Net)	-	-	-

*Information on accruals, valuation differences and related provisions calculated for non-performing loans for Banks which are providing expected credit loss according to TFRS 9*

	III. Group Loans with Limited Collectability	IV. Group Loans with Doubtful Collectability	V. Group Uncollectible Loans
<b>Current Period (Net)</b>	23	-	-
Interest Accruals, Rediscounts and Valuation Differences	47	-	-
Provision Amount (-)	24	-	-
<b>Prior Period (Net)</b>	-	-	-
Interest Accruals, Rediscounts and Valuation Differences	-	-	-
Provision Amount (-)	-	-	-

**ARAP TÜRK BANKASI A.Ş.****NOTES TO CONSOLIDATED FINANCIAL STATEMENTS AS OF 31 MARCH 2022**

(Amounts expressed in thousands of Turkish Lira (“TL”) unless otherwise stated.)

**SECTION FIVE****INFORMATION ON DISCLOSURES AND FOOTNOTES OF CONSOLIDATED FINANCIAL STATEMENTS (Continued)****I. INFORMATION ON DISCLOSURES AND FOOTNOTES OF CONSOLIDATED ASSETS (Continued)****5. Information on Loans (Continued)*****Collection policy on loans determined as loss and other receivables***

Loans determined as loans and other receivables are collected via legal follow-up and conversion of guarantees to cash.

***Information on write-off policy***

The Group is in the effort to provide collections from loans under legal follow-up under the leadership of Corporate and Commercial Credits Monitor and Follow-up Department and Legal and Legislation Services Department and other related departments. However the absence of reasonable collection ability in any condition and manner regarding the recovery of the mentioned loans, determined as loss in which the bank monitors by allocate 100% provision under 5<sup>th</sup> group (3<sup>rd</sup> group in TFRS) in accordance with TFRS 9 and the “Regulation on Procedures and Principles Concerning Classification of Loans and Provision” are written-off by presenting to Board of Directors’ approval upon gathering the opinion of Legal and Legislation Services Department and by obtaining approvals from Corporate and Commercial Credits Monitor and Follow-up Department.

The write-off of the uncollectible receivables is an accounting policy, it does not result in the right to waive.

Within the scope of TFRS 9, the Bank have written off TL loans (31 December 2021: TL 3,250).

**Expected credit loss for loans*****Information on Expected Credit Loss***

<b>Current Period</b>	<b>Stage 1</b>	<b>Stage 2</b>	<b>Stage 3</b>	<b>Total</b>
Balances at Beginning of Period	7,862	-	3,297	11,159
Additions during the Period	4,326	-	-	4,326
Disposal	(3,149)	-	(80)	(3,229)
Transfer to Stage1	-	-	-	-
Transfer to Stage 2	-	-	-	-
Transfer to Stage 3	-	-	-	-
Write-offs	-	-	-	-
<b>Balances at End of Period</b>	<b>9,039</b>	<b>-</b>	<b>3,217</b>	<b>12,256</b>

<b>Prior Period</b>	<b>Stage 1</b>	<b>Stage 2</b>	<b>Stage 3</b>	<b>Total</b>
Balances at Beginning of Period	9,090	-	4,733	13,823
Additions during the Period	5,189	-	-	5,189
Disposal	(6,417)	-	(1,436)	(7,853)
Transfer to Stage1	-	-	-	-
Transfer to Stage 2	-	-	-	-
Transfer to Stage 3	-	-	-	-
Write-offs	-	-	-	-
<b>Balances at End of Period</b>	<b>7,862</b>	<b>-</b>	<b>3,297</b>	<b>11,159</b>

**ARAP TÜRK BANKASI A.Ş.****NOTES TO CONSOLIDATED FINANCIAL STATEMENTS AS OF 31 MARCH 2022**

(Amounts expressed in thousands of Turkish Lira (“TL”) unless otherwise stated.)

**SECTION FIVE****INFORMATION ON DISCLOSURES AND FOOTNOTES OF CONSOLIDATED FINANCIAL STATEMENTS (Continued)****I. INFORMATION ON DISCLOSURES AND FOOTNOTES OF CONSOLIDATED ASSETS (Continued)****5. Information on Loans (Continued)***Information on Expected Loss provisions for Receivables from leasing transactions*

<b>Current Period</b>	<b>Stage 1</b>	<b>Stage 2</b>	<b>Stage 3</b>	<b>Total</b>
Balances at Beginning of Period	1,136	858	765	2,759
Additions during the Period	327	178	661	1,166
Disposal	(237)	(194)	(173)	(604)
Transfer to Stage1	59	(59)	-	-
Transfer to Stage 2	(28)	28	-	-
Transfer to Stage 3	-	(53)	53	-
Write-offs	-	-	-	-
<b>Balances at End of Period</b>	<b>1,257</b>	<b>758</b>	<b>1,306</b>	<b>3,321</b>

<b>Prior Period</b>	<b>Stage 1</b>	<b>Stage 2</b>	<b>Stage 3</b>	<b>Total</b>
Balances at Beginning of Period	1,006	1,830	1,894	4,730
Additions during the Period	761	356	3,414	4,531
Disposal	(674)	(1,276)	(1,302)	(3,252)
Transfer to Stage1	126	(126)	-	-
Transfer to Stage 2	(83)	83	-	-
Transfer to Stage 3	-	(9)	9	-
Write-offs	-	-	(3,250)	(3,250)
<b>Balances at End of Period</b>	<b>1,136</b>	<b>858</b>	<b>765</b>	<b>2,759</b>

**ARAP TÜRK BANKASI A.Ş.****NOTES TO CONSOLIDATED FINANCIAL STATEMENTS AS OF 31 MARCH 2022**

(Amounts expressed in thousands of Turkish Lira (“TL”) unless otherwise stated.)

**SECTION FIVE****INFORMATION ON DISCLOSURES AND FOOTNOTES OF CONSOLIDATED FINANCIAL STATEMENTS (Continued)****I. INFORMATION ON DISCLOSURES AND FOOTNOTES OF CONSOLIDATED ASSETS (Continued)****6. Information on financial assets measured at amortised cost*****Information on transaction of repo and collateral/blocked financial assets (Net)***

As of 31 March 2022, the Bank have TL 15,656 financial assets measured at amortised cost that are subject to repo transactions. (31 December 2021: None )

As of 31 March 2022, the Bank have 4,604 TL financial assets measured at amortised cost, which are given as collateral / blocked from assets (31 December 2021: TL 4,422).

***Information on government financial assets measured at amortised cost***

	Current Period		Prior Period	
	TL	FC	TL	FC
Government Bonds	71,036	1,721,320	69,669	1,423,414
Treasury Bonds	-	-	-	-
Other Public Bonds	44,609	663,845	44,350	740,430
<b>Total</b>	<b>115,645</b>	<b>2,385,165</b>	<b>114,019</b>	<b>2,163,844</b>

***Information on financial assets measured at amortised cost***

	Current Period	Prior Period
<b>Debt Instruments</b>	<b>2,500,810</b>	<b>2,277,863</b>
Quoted at stock exchange	2,500,810	2,277,863
Not-quoted at stock exchange	-	-
Impairment loss provision (-)	-	-
<b>Total</b>	<b>2,500,810</b>	<b>2,277,863</b>

***Movement of financial assets measured at amortised cost***

	Current Period	Prior Period
Balances at the Beginning of the Period	2,277,863	1,198,969
Foreign Currency Gains / Losses on Monetary assets	191,225	929,378
Purchases during the Period	312,865	952,398
Disposals through sales and redemptions <sup>(1)</sup>	(281,143)	(802,882)
Impairment loss provision	-	-
<b>Period end balance</b>	<b>2,500,810</b>	<b>2,277,863</b>

<sup>(1)</sup> In the current period redemption amounting to TL 281,143 has been realized from the portfolio (31 December 2021: TL 802,882).



**ARAP TÜRK BANKASI A.Ş.****NOTES TO CONSOLIDATED FINANCIAL STATEMENTS AS OF 31 MARCH 2022**

(Amounts expressed in thousands of Turkish Lira (“TL”) unless otherwise stated.)

**SECTION FIVE****INFORMATION ON DISCLOSURES AND FOOTNOTES OF CONSOLIDATED FINANCIAL STATEMENTS (Continued)****I. INFORMATION ON DISCLOSURES AND FOOTNOTES OF CONSOLIDATED ASSETS (Continued)****6. Information on financial assets measured at amortised cost (Continued)*****Information on Expected Credit Loss***

<b>Current Period</b>	<b>Stage 1</b>	<b>Stage 2</b>	<b>Stage 3</b>	<b>Total</b>
Balance at End of Prior Period	3,124	-	-	3,124
Additions during the Period	295	-	-	295
Disposals	(981)	-	-	(981)
Transfer to Stage1	-	-	-	-
Transfer to Stage 2	-	-	-	-
Transfer to Stage 3	-	-	-	-
Write-offs	-	-	-	-
<b>Balance at End of Period</b>	<b>2,438</b>	<b>-</b>	<b>-</b>	<b>2,438</b>

<b>Prior Period</b>	<b>Stage 1</b>	<b>Stage 2</b>	<b>Stage 3</b>	<b>Total</b>
Balance at End of Prior Period	3,271	-	-	3,271
Additions during the Period	1,334	-	-	1,334
Disposals	(1,481)	-	-	(1,481)
Transfer to Stage1	-	-	-	-
Transfer to Stage 2	-	-	-	-
Transfer to Stage 3	-	-	-	-
Write-offs	-	-	-	-
<b>Balance at End of Period</b>	<b>3,124</b>	<b>-</b>	<b>-</b>	<b>3,124</b>

**7. Information on associates**

The Group does not have an associate.

**ARAP TÜRK BANKASI A.Ş.****NOTES TO CONSOLIDATED FINANCIAL STATEMENTS AS OF 31 MARCH 2022**

(Amounts expressed in thousands of Turkish Lira (“TL”) unless otherwise stated.)

**SECTION FIVE****INFORMATION ON DISCLOSURES AND FOOTNOTES OF CONSOLIDATED FINANCIAL STATEMENTS (Continued)****I. INFORMATION ON DISCLOSURES AND FOOTNOTES OF CONSOLIDATED ASSETS (Continued)****8. Information on subsidiaries (Net) (Continued)***Information on subsidiaries***A&T Finansal Kiralama A.Ş.****Information on Shareholder’s Equity**

	<b>Current Period</b>	<b>Prior Period</b>
<b>CORE CAPITAL</b>		
Paid in Capital	126,000	116,000
Capital Reserves	228	228
Legal Reserves	6,080	6,080
Extraordinary Reserves – Legal Reserve per General Legislation	1	1
Profit / Loss	18,260	15,543
<i>Net Profit</i>	2,717	12,669
<i>Prior Period Profit/Loss</i>	15,543	2,874
Intangible Assets (-)	518	531
<b>Total Core Capital</b>	<b>150,051</b>	<b>147,321</b>
<b>SUPPLEMENTARY CAPITAL</b>	-	-
<b>CAPITAL</b>	<b>150,051</b>	<b>147,321</b>
<b>DEDUCTION FROM CAPITAL</b>	-	-
<b>NET AVAILABLE CAPITAL <sup>(1)</sup></b>	<b>150,051</b>	<b>147,321</b>

<sup>(1)</sup> There is no restriction on shareholders’ equity of subsidiary. After deduction from the capital, the total net available equity is TL 150,051.

There is no internal capital adequacy assessment approach for the subsidiary. There is no additional requirements in terms of the capital of the subsidiary.

*Summary information on basic features of equity items*

Paid in capital has been indicated as Turkish Lira in articles of incorporation and registered in trade registry.

Effect of inflation adjustments on paid in capital is the difference caused by the inflation adjustment on shareholders’ equity items.

Extraordinary reserves are the status reserves which have been transferred with the General Assembly decision after distributable profit have been transferred to legal reserves.

**ARAP TÜRK BANKASI A.Ş.****NOTES TO CONSOLIDATED FINANCIAL STATEMENTS AS OF 31 MARCH 2022**

(Amounts expressed in thousands of Turkish Lira (“TL”) unless otherwise stated.)

**SECTION FIVE****INFORMATION ON DISCLOSURES AND FOOTNOTES OF CONSOLIDATED FINANCIAL STATEMENTS (Continued)****I. INFORMATION ON DISCLOSURES AND FOOTNOTES OF CONSOLIDATED ASSETS (Continued)****8. Information on subsidiaries (Net) (Continued)***Summary information on basic features of equity items (Continued)*

Legal reserves are the status reserves which have been transferred from distributable profit in accordance with the third clause of first and second paragraph of 519 and 521 articles of Turkish Commercial Code no. 6102.

*Information about the consolidated financial statements of the subsidiaries*

Description		Address (City/Country)	Bank's share percentage- If different voting percentage (%)	Bank's risk group share percentage (%)
1	A&T Finansal Kiralama A.Ş.	İstanbul	99.98	99.98

Total Assets	Shareholders Equity	Total Fixed Assets	Interest Income	Income from marketable securities portfolio	Current Period Profit / Loss	Prior Period Profit / Loss	Fair Value (*)
713,500	155,199	10,602	13,922	-	2,717	15,543	-

(1) The related subsidiary has no fair value measurement as of 31 March 2022.

*Movement related to subsidiaries*

	Current Period	Prior Period
<b>Balance at the Beginning of the Period</b>	<b>126,202</b>	<b>116,204</b>
<b>Movements during the Period</b>	-	<b>9,998</b>
Purchases	-	-
Bonus Shares Received	-	9,998
Dividends from Current Year Profit	-	-
Sales	-	-
Revaluation Increase, Effect of Inflation and F/X Difference	-	-
Impairment Provision (+)	-	-
<b>Balance at the End of the Period</b>	<b>126,202</b>	<b>126,202</b>
<b>Capital Commitments</b>	-	-
<b>Share Percentage at the end of Period (%)</b>	<b>99.98</b>	<b>99.98</b>

*Valuation of investments in subsidiaries*

The method used in accounting treatment of subsidiaries in consolidated financial statements is explained in Section III.

*Sectoral Information on the subsidiaries*

Subsidiaries	Current Period	Prior Period
Banks	-	-
Insurance Companies	-	-
Factoring Companies	-	-
Leasing Companies	126,202	116,204
Finance Companies	-	-
Other Affiliates	-	-

**ARAP TÜRK BANKASI A.Ş.****NOTES TO CONSOLIDATED FINANCIAL STATEMENTS AS OF 31 MARCH 2022**

(Amounts expressed in thousands of Turkish Lira (“TL”) unless otherwise stated.)

**SECTION FIVE****INFORMATION ON DISCLOSURES AND FOOTNOTES OF CONSOLIDATED FINANCIAL STATEMENTS (Continued)****I. INFORMATION ON DISCLOSURES AND FOOTNOTES OF CONSOLIDATED ASSETS (Continued)****8. Information on subsidiaries (Net) (Continued)***Quoted Subsidiaries*

The Parent Bank does not have a subsidiary that is quoted.

*Subsidiaries sold and acquired in the current year*

None.

**9. Information on joint ventures**

The Parent Bank has no joint ventures.

**10. Information on Financial Lease Receivables (Net)**

	<b>Current Period</b>	<b>Prior Period</b>
Gross Financial Lease Investment	594,282	537,848
Earned Financial Lease Income (-)	66,198	61,163
Cancelled Leasing Amounts	-	-
<b>Net Investment on Leases</b>	<b>528,084</b>	<b>476,685</b>

	<b>Current Period</b>	<b>Prior Period</b>
Stage 1	428,737	373,559
Stage 2	96,817	102,195
Stage 3	2,530	931
<b>Total</b>	<b>528,084</b>	<b>476,685</b>

**Maturity analysis of financial lease receivables**

	<b>Current Period</b>		<b>Prior Period</b>	
	<b>Gross</b>	<b>Net</b>	<b>Gross</b>	<b>Net</b>
Less than 1 year	309,882	270,647	267,982	233,796
Between 1-4 years	284,400	257,437	269,866	242,889
Over 4 years	-	-	-	-
<b>Total</b>	<b>594,282</b>	<b>528,084</b>	<b>537,848</b>	<b>476,685</b>

**11. Information on financial derivatives for hedging**

The Bank has no financial derivatives for hedging.

**ARAP TÜRK BANKASI A.Ş.****NOTES TO CONSOLIDATED FINANCIAL STATEMENTS AS OF 31 MARCH 2022**

(Amounts expressed in thousands of Turkish Lira (“TL”) unless otherwise stated.)

**SECTION FIVE****INFORMATION ON DISCLOSURES AND FOOTNOTES OF CONSOLIDATED FINANCIAL STATEMENTS (Continued)****I. INFORMATION ON DISCLOSURES AND FOOTNOTES OF CONSOLIDATED ASSETS (Continued)****12. Information on investment property**

The Group has no investment property.

**13. Information on tax assets**

The Bank's deferred tax assets calculated over tax deductions and exceptions as of 31 March 2022, and the amounts that arise between the book value of the assets or liabilities in the balance sheet and the tax base determined in accordance with the tax legislation and to be taken into account in the calculation of financial profit / loss in the following periods. The deferred tax assets calculated amounting to TL 36,572 and deferred tax liability amounting to TL 25,799 were netted off.

Detailed information on net deferred tax assets and liabilities are as follows:

	Current Period		Prior Period	
	Accumulated temporary differences	Deferred tax asset/ (liability)	Accumulated temporary differences	Deferred tax asset/ (liability)
Provisions for employee rights	48,134	10,068	37,464	7,810
Unearned revenues	5,248	1,207	4,709	1,083
Interest rediscounts	69,320	15,943	60,031	13,807
Provisions	37,206	8,557	39,788	9,151
Other	3,549	797	2,696	610
<b>Deferred tax asset</b>	<b>163,457</b>	<b>36,572</b>	<b>144,688</b>	<b>32,461</b>
Revaluation differences on tangible assets	177,310	21,824	177,310	21,824
Other	18,092	3,975	9,047	1,905
<b>Deferred tax liability</b>	<b>195,402</b>	<b>25,799</b>	<b>186,357</b>	<b>23,729</b>
<b>Deferred tax asset / (liability) net</b>		<b>10,773</b>		<b>8,732</b>

Deferred tax asset/ (liability) movement table as follows:

	Current Period	Prior Period
Opening balance	8,732	(875)
Deferred tax income/(expense)(Net)	3,645	6,492
<b>Deferred tax accounted under shareholder's equity</b>	<b>(1,604)</b>	<b>3,115</b>
<b>Net Deferred Tax Asset/(Liability)</b>	<b>10,773</b>	<b>8,732</b>

**SECTION FIVE****INFORMATION ON DISCLOSURES AND FOOTNOTES OF CONSOLIDATED FINANCIAL STATEMENTS (Continued)****I. INFORMATION ON DISCLOSURES AND FOOTNOTES OF CONSOLIDATED ASSETS (Continued)****14. Information about fixed assets held for sale**

	<b>Current Period</b>	<b>Prior Period</b>
Cost	1,000	1,210
Impairment (-)	-	-
Accumulated Depreciation (-)	-	-
<b>Prior Period Net Book Value</b>	<b>1,000</b>	<b>1,210</b>
Opening Balance	1,000	1,210
Additions	-	-
Disposals (-)	-	210
Accumulated Impairment (-)	-	-
Impairment (-)	-	-
Accumulated Depreciation (-)	-	-
Depreciation of disposals	-	-
Depreciation Expenses (-)	-	-
<b>Closing Net Book Value</b>	<b>1,000</b>	<b>1,000</b>

**15. Information on other assets**

Other assets is amounting to TL 102,024 and does not exceed 10% of total assets of balance sheet except off balance sheet commitments (31 December 2021: TL 60,999).

**ARAP TÜRK BANKASI A.Ş.**

**NOTES TO CONSOLIDATED FINANCIAL STATEMENTS AS OF 31 MARCH 2022**

(Amounts expressed in thousands of Turkish Lira (“TL”) unless otherwise stated.)

**SECTION FIVE**

**INFORMATION ON DISCLOSURES AND FOOTNOTES OF CONSOLIDATED FINANCIAL STATEMENTS (Continued)**

**II. INFORMATION ON DISCLOSURES RELATED TO CONSOLIDATED LIABILITIES**

**1. Information on maturity profile of deposits**

<b>Current Period</b>	<b>Demand</b>	<b>7 Days Notice</b>	<b>Up to 1 Month</b>	<b>1-3 Months</b>	<b>3-6 Months</b>	<b>6 Months-1 Year</b>	<b>1 Year and over</b>	<b>Accumulating Deposit Accounts</b>	<b>Total</b>
<b>Saving Deposits</b>	<b>31,014</b>	-	<b>1,481</b>	<b>1,960</b>	<b>3,551</b>	-	-	-	<b>38,006</b>
<b>Foreign Currency Deposits</b>	<b>2,198,624</b>	-	<b>826</b>	<b>56,018</b>	<b>24,507</b>	<b>37,294</b>	<b>17,200</b>	-	<b>2,334,469</b>
Residents in Turkey	591,114	-	457	18,285	6,232	7,360	1,179	-	624,627
Residents Abroad	1,607,510	-	369	37,733	18,275	29,934	16,021	-	1,709,842
<b>Public Sector Deposits</b>	-	-	-	-	-	-	-	-	-
<b>Commercial Deposits</b>	<b>15,446</b>	-	-	<b>190</b>	-	-	-	-	<b>15,636</b>
<b>Other Ins. Deposits</b>	<b>6,916</b>	-	-	-	-	-	-	-	<b>6,916</b>
<b>Precious Metal Deposits</b>	-	-	-	-	-	-	-	-	-
<b>Bank Deposits</b>	<b>973,061</b>	-	<b>130,368</b>	<b>627,420</b>	-	-	<b>162,888</b>	-	<b>1,893,737</b>
Central Bank	-	-	-	-	-	-	-	-	-
Domestic Banks	1,207	-	-	-	-	-	-	-	1,207
Foreign Banks	971,854	-	130,368	627,420	-	-	162,888	-	1,892,530
Special Financial Inst.	-	-	-	-	-	-	-	-	-
Other	-	-	-	-	-	-	-	-	-
<b>Total</b>	<b>3,225,061</b>	-	<b>132,675</b>	<b>685,588</b>	<b>28,058</b>	<b>37,294</b>	<b>180,088</b>	-	<b>4,288,764</b>

<b>Prior Period</b>	<b>Demand</b>	<b>7 Days Notice</b>	<b>Up to 1 Month</b>	<b>1-3 Months</b>	<b>3-6 Months</b>	<b>6 Months-1 Year</b>	<b>1 Year and over</b>	<b>Accumulating Deposit Accounts</b>	<b>Total</b>
<b>Saving Deposits</b>	<b>29,610</b>	-	<b>1,556</b>	<b>2,110</b>	<b>3,444</b>	-	-	-	<b>36,720</b>
<b>Foreign Currency Deposits</b>	<b>2,209,444</b>	-	<b>583</b>	<b>51,178</b>	<b>20,249</b>	<b>28,571</b>	<b>11,970</b>	-	<b>2,321,995</b>
Residents in Turkey	712,303	-	248	13,950	5,521	1,354	1,073	-	734,449
Residents Abroad	1,497,141	-	335	37,228	14,728	27,217	10,897	-	1,587,546
<b>Public Sector Deposits</b>	-	-	-	-	-	-	-	-	-
<b>Commercial Deposits</b>	<b>13,832</b>	-	-	<b>188</b>	-	-	-	-	<b>14,020</b>
<b>Other Ins. Deposits</b>	<b>7,418</b>	-	-	-	-	-	-	-	<b>7,418</b>
<b>Precious Metal Deposits</b>	-	-	-	-	-	-	-	-	-
<b>Bank Deposits</b>	<b>1,053,431</b>	-	<b>75,473</b>	<b>301,854</b>	<b>133,427</b>	-	-	-	<b>1,564,185</b>
Central Bank	-	-	-	-	-	-	-	-	-
Domestic Banks	-	-	-	-	-	-	-	-	-
Foreign Banks	1,053,431	-	75,473	301,854	133,427	-	-	-	1,564,185
Special Financial Inst.	-	-	-	-	-	-	-	-	-
Other	-	-	-	-	-	-	-	-	-
<b>Total</b>	<b>3,313,735</b>	-	<b>77,612</b>	<b>355,330</b>	<b>157,120</b>	<b>28,571</b>	<b>11,970</b>	-	<b>3,944,338</b>

**ARAP TÜRK BANKASI A.Ş.****NOTES TO CONSOLIDATED FINANCIAL STATEMENTS AS OF 31 MARCH 2022**

(Amounts expressed in thousands of Turkish Lira (“TL”) unless otherwise stated.)

**SECTION FIVE****INFORMATION ON DISCLOSURES AND FOOTNOTES OF CONSOLIDATED FINANCIAL STATEMENTS (Continued)****II. INFORMATION ON DISCLOSURES RELATED TO CONSOLIDATED LIABILITIES (Continued)****1. Information on maturity profile of deposits (Continued)****Information on savings deposits insured by Saving Deposit Insurance Fund and the total amount of the deposits exceeding the insurance coverage limit**

	Covered by Deposit Insurance Fund		Not Covered by Deposit Insurance Fund	
	Current Period	Prior Period	Current Period	Prior Period
Saving Deposits	13,306	13,816	24,700	22,904
Foreign Currency Saving Deposits	290,410	216,779	830,492	718,607
Other Saving Deposits	-	-	-	-
Foreign Branches’ Deposits Under Foreign Insurance Coverage	-	-	-	-
Off-Shore Deposits Under Foreign Insurance Coverage	-	-	-	-
<b>Total</b>	<b>303,716</b>	<b>230,595</b>	<b>855,192</b>	<b>741,511</b>

***Saving deposits not covered by deposit insurance***

The Bank does not have any branches in foreign and off-shore banking areas. Real persons who are not covered by the Savings Deposit Insurance Fund do not have special current and participation accounts.

***The deposits that are covered in foreign branches of the Bank’s that headquarters located in abroad***

The Parent Bank’s headquarter is located in Turkey.



**ARAP TÜRK BANKASI A.Ş.****NOTES TO CONSOLIDATED FINANCIAL STATEMENTS AS OF 31 MARCH 2022**

(Amounts expressed in thousands of Turkish Lira (“TL”) unless otherwise stated.)

**SECTION FIVE****INFORMATION ON DISCLOSURES AND FOOTNOTES OF CONSOLIDATED FINANCIAL STATEMENTS (Continued)****II. INFORMATION ON DISCLOSURES RELATED TO CONSOLIDATED LIABILITIES (Continued)****1. Information on maturity profile of deposits (Continued)***Amounts not covered by deposit insurance*

Individual deposits not covered by deposit insurance

	Current Period	Prior Period
Deposits and Other Accounts held at Foreign Branches	-	-
Deposits and Other Accounts held by Shareholders and their Relatives	-	-
Deposits and Other Accounts of the Chairman and Members of Board of Directors, Chief Executive Officer, Senior Executive Officers and their Relatives	15,339	12,960
Deposits and Other Accounts held as Assets subject to the Crime defined in the Article 282 of the Turkish Criminal Code no. 5237 dated 26 September 2004	-	-
Deposits at Depository Banks established for Off-Shore Banking Activities in Turkey	-	-
<b>Total</b>	<b>15,339</b>	<b>12,960</b>

**2. Information on derivative financial liabilities****Negative differences on derivative financial liabilities**

None.

**3. Information on Funds Borrowed***Information on banks and other financial institutions*

	Current Period		Prior Period	
	TL	FC	TL	FC
From CBRT	-	-	-	-
From Domestic Banks and Institutions	3,028	-	-	-
From Foreign Banks, Institutions and Funds	-	5,086,630	-	4,706,436
<b>Total</b>	<b>3,028</b>	<b>5,086,630</b>	<b>-</b>	<b>4,706,436</b>

*Presentation of funds borrowed based on maturity profile*

	Current Period		Prior Period	
	TL	FC	TL	FC
Short-Term	3,028	1,676,101	-	1,544,242
Long-Term	-	3,410,529	-	3,162,194
<b>Total</b>	<b>3,028</b>	<b>5,086,630</b>	<b>-</b>	<b>4,706,436</b>

*Additional explanation related to the concentrations of the Bank's major liabilities on the basis of concentrations, fund providing customers, sector groups and other criteria where risk concentration is observed*

Group's liabilities come from 39% of deposits.

**ARAP TÜRK BANKASI A.Ş.****NOTES TO CONSOLIDATED FINANCIAL STATEMENTS AS OF 31 MARCH 2022**

(Amounts expressed in thousands of Turkish Lira (“TL”) unless otherwise stated.)

**SECTION FIVE****INFORMATION ON DISCLOSURES AND FOOTNOTES OF CONSOLIDATED FINANCIAL STATEMENTS (Continued)****II. INFORMATION ON DISCLOSURES RELATED TO CONSOLIDATED LIABILITIES (Continued)****4. Information on other liabilities**

Other liabilities in the balance sheet amounts to TL 114,641 and does not exceed 10% of the total balance sheet (31 December 2021: TL 78,833).

**5. Information on financial lease obligations**

	Current Period		Prior Period	
	Gross	Net	Gross	Net
Less than a year	424	414	464	461
Between 1 – 4 years	1,680	606	1,418	327
More than four years	3,052	1,128	3,052	1,245
<b>Total</b>	<b>5,156</b>	<b>2,148</b>	<b>4,934</b>	<b>2,033</b>

**6. Information on liabilities arised from financial derivative transactions for hedging purposes**

The Group does not have financial derivative instruments for hedging purposes.

**7. Information on provisions*****Reserve for employee termination benefits***

The Group reserved for employee severance indemnities in the accompanying consolidated financial statements using actuarial method in compliance with the updated “TAS 19 - Employee Benefits”. Accumulated all actuarial gains and losses in equity are recognized in other capital reserves. The unused vacation provision amount as at 31 March 2022 is TL 30,070 (31 December 2021: TL 22,841). In addition to this, the employee termination benefit liability amount is TL 18,064 (31 December 2021: TL 14,623).

***Information on other provisions***

As of 31 March 2022, the Group has free provisions for possible risks amounting to TL 15,000 (31 December 2021: TL 15,000).

*In the case of the other provisions, exceeds the 10% of the total provisions, those accounts and balances.*

	Current Period	Prior Period
Free provisions for possible risks	15,000	15,000
Expected credit losses for non-cash loans	29,828	31,790
Provisions for lawsuits	83	286
Other	1,034	1,840
<b>Total</b>	<b>45,945</b>	<b>48,898</b>

**ARAP TÜRK BANKASI A.Ş.****NOTES TO CONSOLIDATED FINANCIAL STATEMENTS AS OF 31 MARCH 2022**

(Amounts expressed in thousands of Turkish Lira (“TL”) unless otherwise stated.)

**SECTION FIVE****INFORMATION ON DISCLOSURES AND FOOTNOTES OF CONSOLIDATED FINANCIAL STATEMENTS (Continued)****II. INFORMATION ON DISCLOSURES RELATED TO CONSOLIDATED LIABILITIES (Continued)****8. Information on tax payables*****Information on current tax liability***

As of 31 March 2022, the Bank’s corporate tax payable is TL 18,693 (31 December 2021: TL 16,124) after offsetting prepaid corporate tax.

	<b>Current Period</b>	<b>Prior Period</b>
Corporate Taxes Payable	18,693	16,124
Banking Insurance Transaction tax (BITT)	1,929	1,780
Taxation on Securities Income	45	154
Value Added Tax Payable	677	1,021
Value Added Tax Payable (Limited taxpayer)	-	-
Foreign exchange transaction tax	-	-
Taxation on real estate income	15	13
Other	6,317	4,916
<b>Total</b>	<b>27,676</b>	<b>24,008</b>

***Information on premium payables***

	<b>Current Period</b>	<b>Prior Period</b>
Social Security Premiums-Employee	1,280	659
Social Security Premiums-Employer	1,987	1,012
Bank Pension Fund Premium-Employee	-	-
Bank Pension Fund Premium-Employer	-	-
Pension Fund Membership Fee and Provisions-Employee	-	-
Pension Fund Membership Fee and Provisions-Employer	-	-
Unemployment Insurance-Employee	86	44
Unemployment Insurance-Employer	171	88
Others	-	-
<b>Total</b>	<b>3,524</b>	<b>1,803</b>

***Information on deferred tax liability***

None.

***Information on liabilities of fixed asset held for sale and discontinued operations***

The Parent Bank has no liability related to assets held for sale and discontinued operations.

***Explanations on the number of subordinated loans the Parent Bank used, maturity, interest rate, institution that loan was borrowed from, and conversation option, if any***

The Parent Bank has no subordinated loans.

**ARAP TÜRK BANKASI A.Ş.**

**NOTES TO CONSOLIDATED FINANCIAL STATEMENTS AS OF 31 MARCH 2022**

(Amounts expressed in thousands of Turkish Lira (“TL”) unless otherwise stated.)

**SECTION FIVE**

**INFORMATION ON DISCLOSURES AND FOOTNOTES OF CONSOLIDATED FINANCIAL STATEMENTS (Continued)**

**II. INFORMATION ON DISCLOSURES RELATED TO CONSOLIDATED LIABILITIES (Continued)**

**9. Information on Shareholders’ Equity**

*Presentation of Paid-in Capital*

	<b>Current Period</b>	<b>Prior Period</b>
Common Stock	440,000	440,000
Preferred Stock	-	-

*Paid-in capital amount, explanation as to whether the registered share capital system is applicable at bank; if so the amount of registered share capital*

Registered share capital system is not implemented in the Parent Bank.

*Information on share capital increases and their sources; other information on any increase in capital shares during the current period*

None.

*Information on share capital increases from capital reserves*

None.

*Capital commitments for current financial year and following period, general purpose of these commitments and estimated resources necessary for these commitments*

No capital commitments have been made to current financial year and following period.

*The impacts of the foresights, which are prospects according to Group’s prior periods income, profitability, and liquidity indicators and uncertainty, to shareholders’ equity*

None.

*Explanations on dividend distribution*

None.

**ARAP TÜRK BANKASI A.Ş.****NOTES TO CONSOLIDATED FINANCIAL STATEMENTS AS OF 31 MARCH 2022**

(Amounts expressed in thousands of Turkish Lira (“TL”) unless otherwise stated.)

**SECTION FIVE****INFORMATION ON DISCLOSURES AND FOOTNOTES OF CONSOLIDATED FINANCIAL STATEMENTS (Continued)****II. INFORMATION ON DISCLOSURES RELATED TO CONSOLIDATED LIABILITIES (Continued)****9. Information on Shareholders’ Equity (Continued)*****Information on the privileges given to stocks representing the capital***

The share capital can be increased or decreased one or more times. Such an increase may be accomplished through the transfer of monies from the reserves to the capital account and the issuance of “bonus” shares in consequence thereof.

Every shareholder shall have the preferential (pre-emptive) right to subscribe for a proportion of new shares corresponding to the number of shares held by him and such right may be exercised within a period of thirty days from the date of receipt by each shareholder of an invitation to the shareholders to that effect. Such invitation shall be made by registered mail to the address contained in the share register.

These preferential (pre-emptive) rights may only be assigned by approval of the Board of Directors upon the favorable vote of 80% of the members, present or represented.

New shares may not be issued at a price less than the nominal value of the original shares issued.

Fractional shares shall be allocated by the Board of Directors.

The Parent Bank may not finance the acquisition of its own shares whether directly or indirectly.

Arabian shareholders are treated under the same legislation with Turkish citizens. This includes the free transfer of distributed other revenues, guarantees, shares, dividends. And in a similar manner Arabian shareholders are benefited and protected by law No.6224, Foreign Capital Incentive Law.

***Gains (losses) due to revaluation and/or reclassification of financial assets measured at fair value through other comprehensive income***

	Current Period		Prior Period	
	TL	FC	TL	FC
Associates, Subsidiaries and Jointly Controlled Entities (Joint Ventures)	-	-	-	-
Valuation Differences	7,185	(22,367)	9,494	(32,970)
Exchange Rate Differences	-	-	-	-
<b>Total</b>	<b>7,185</b>	<b>(22,367)</b>	<b>9,494</b>	<b>(32,970)</b>

***Information on legal reserve***

In accordance with the decision taken at the 44rd Ordinary General Assembly Meeting held on 24 March 2021 and Article 519 of the Turkish Commercial Code No. 6102, full TL 8,016,804.26 was transferred from previous years' profits to legal reserves in the current period.

***Information on Minority Shares***

None.

**ARAP TÜRK BANKASI A.Ş.****NOTES TO CONSOLIDATED FINANCIAL STATEMENTS AS OF 31 MARCH 2022**

(Amounts expressed in thousands of Turkish Lira (“TL”) unless otherwise stated.)

**SECTION FIVE****INFORMATION ON DISCLOSURES AND FOOTNOTES OF CONSOLIDATED FINANCIAL STATEMENTS (Continued)****III. INFORMATION AND DISCLOSURES RELATED TO CONSOLIDATED OFF-BALANCE SHEETS****1. Information on contingent liabilities in the off-balance sheets*****Type and amount of irrevocable commitments***

The Group has TL 27,752 as irrevocable commitments (31 December 2021: TL 2,527).

***Type and amount of possible losses from off-balance sheet items***

As of the balance sheet date, the Group has allocated the provision amounting TL 7,916 over total non-cash loans (31 December 2021: TL 6,940).

***Guarantees, bills of exchange and acceptances and other letters of credit which can be counted as financial collateral***

The total amount of non-cash loans including guarantees, bills of exchange and acceptances and sureties on letters of credits and other guarantees is TL 1,764,646 (31 December 2021: TL 1,155,778).

***Final guarantees, temporary guarantees, commitments and similar transactions***

The total amount of the Group’s guarantee letters is TL 5,265,585 (31 December 2021: TL 5,236,381).

In accordance with the Council of Ministers' Decision dated 2011, the letters of guarantee given to Libya cannot be compensated. As per the BRSA's order dated 24 December 2019, The Memorandum of Understanding signed between the Government of the Republic of Turkey and the Government of National Accord of Libya has entered into force as of 24 September 2020. This agreement hereby has the force of law and the implementation and results of the provisions of this agreement are closely monitored by Turkish Banks transacting with Libya.

**2. Total amount of non-cash loans**

	<b>Current Period</b>	<b>Prior Period</b>
Non-Cash Loans granted for Cash Loan Assurance	628,979	318,065
Less Than or Equal to One Year with Original Maturity	338,234	31,990
More Than One Year with Original Maturity	290,745	286,075
Other Non-Cash Loans	6,401,252	6,074,094
<b>Total</b>	<b>7,030,231</b>	<b>6,392,159</b>

**ARAP TÜRK BANKASI A.Ş.****NOTES TO CONSOLIDATED FINANCIAL STATEMENTS AS OF 31 MARCH 2022**

(Amounts expressed in thousands of Turkish Lira (“TL”) unless otherwise stated.)

**SECTION FIVE****INFORMATION ON DISCLOSURES AND FOOTNOTES OF CONSOLIDATED FINANCIAL STATEMENTS (Continued)****III. INFORMATION AND DISCLOSURES RELATED TO CONSOLIDATED OFF-BALANCE SHEETS (Continued)****7. Information on Expected Loss Provisions**

<b>Current Period</b>	<b>Stage 1</b>	<b>Stage 2</b>	<b>Stage 3</b>	<b>Total</b>
Balances at Beginning of Period	24,850	-	6,940	31,790
Additions during the Period	6,166	-	976	7,142
Disposal	(9,104)	-	-	(9,104)
Transfer to Stage 1	-	-	-	-
Transfer to Stage 2	-	-	-	-
Transfer to Stage 3	-	-	-	-
Write-offs	-	-	-	-
<b>Balances at End of Period</b>	<b>21,912</b>	<b>-</b>	<b>7,916</b>	<b>29,828</b>

<b>Prior Period</b>	<b>Stage 1</b>	<b>Stage 2</b>	<b>Stage 3</b>	<b>Total</b>
Balances at Beginning of Period	21,418	-	267	21,685
Additions during the Period	6,058	-	878	6,936
Disposal	(7,842)	-	-	(7,842)
Transfer to Stage 1	-	-	-	-
Transfer to Stage 2	-	-	-	-
Transfer to Stage 3	-	-	-	-
Write-offs	-	-	-	-
<b>Balances at End of Period</b>	<b>19,634</b>	<b>-</b>	<b>1,145</b>	<b>20,779</b>

**ARAP TÜRK BANKASI A.Ş.****NOTES TO CONSOLIDATED FINANCIAL STATEMENTS AS OF 31 MARCH 2022**

(Amounts expressed in thousands of Turkish Lira (“TL”) unless otherwise stated.)

**SECTION FIVE****IV. INFORMATION AND FOOTNOTES RELATED TO CONSOLIDATED STATEMENT OF PROFIT OR LOSS****1. Information on interest income***Information on interest income received from loans*

	Current Period		Prior Period	
	TL	FC	TL	FC
Interest Received from Loans <sup>(1)</sup>				
Short- Term Loans	48,682	7,546	21,619	2,681
Medium and Long- Term Loans	1,636	14,111	2,719	9,846
Interest Received From Non-Performing Loans	300	-	-	-
Premiums Received From Resource Utilization Support Fund	-	-	-	-
<b>Total</b>	<b>50,618</b>	<b>21,657</b>	<b>24,338</b>	<b>12,527</b>

<sup>(1)</sup> It contains fee and commission income related to cash loans.*Information on interest income received from banks*

	Current Period		Prior Period	
	TL	FC	TL	FC
From Central Bank	-	-	-	-
From Domestic Banks	785	2,935	2,152	718
From Foreign Banks	1,145	25	17	31
From Foreign Headquarter and Branches	-	-	-	-
<b>Total</b>	<b>1,930</b>	<b>2,960</b>	<b>2,169</b>	<b>749</b>



**ARAP TÜRK BANKASI A.Ş.****NOTES TO CONSOLIDATED FINANCIAL STATEMENTS AS OF 31 MARCH 2022**

(Amounts expressed in thousands of Turkish Lira (“TL”) unless otherwise stated.)

**SECTION FIVE****INFORMATION ON DISCLOSURES AND FOOTNOTES OF CONSOLIDATED FINANCIAL STATEMENTS (Continued)****IV. INFORMATION AND FOOTNOTES RELATED TO CONSOLIDATED STATEMENT OF PROFIT OR LOSS (Continued)****1. Information on interest income (Continued)***Information on interest income on marketable securities*

	Current Period		Prior Period	
	TL	FC	TL	FC
Financial Assets Measured at Fair Value Through Profit or Loss	-	-	505	-
Financial Assets Measured at Fair Value Through Other Comprehensive Income	1,538	16,929	598	4,678
Financial Assets Measured at Amortised Cost	5,685	27,687	1,240	14,373
<b>Total</b>	<b>7,223</b>	<b>44,616</b>	<b>2,343</b>	<b>19,051</b>

*Information on interest income received from associates and subsidiaries*

None.

**2. Interest Expense***Information on interest paid for funds borrowed*

	Current Period		Prior Period	
	TL	FC	TL	FC
<b>Banks</b>	-	<b>21,631</b>	<b>151</b>	<b>7,470</b>
Central Bank	-	-	-	-
Domestic Banks	-	8	151	167
Foreign Banks	-	21,623	-	7,303
<b>Other Institutions</b>	-	-	-	-
<b>Total</b>	-	<b>21,631</b>	<b>151</b>	<b>7,470</b>

*Information on interest expense paid to subsidiaries and associates*

None.

*Information on interest expense given on securities issued*

None.

**ARAP TÜRK BANKASI A.Ş.****NOTES TO CONSOLIDATED FINANCIAL STATEMENTS AS OF 31 MARCH 2022**

(Amounts expressed in thousands of Turkish Lira (“TL”) unless otherwise stated.)

**SECTION FIVE****INFORMATION ON DISCLOSURES AND FOOTNOTES OF CONSOLIDATED FINANCIAL STATEMENTS (Continued)****IV. INFORMATION AND FOOTNOTES RELATED TO CONSOLIDATED STATEMENT OF PROFIT OR LOSS (Continued)****2. Interest Expense (Continued)***Maturity structure of the interest expense on deposits*

Current Period	Time Deposit						Cumulative Deposit	Total
	Demand Deposit	Up to 1 Month	Up to 3 Months	Up to 6 Months	Up to 1 Year	More than 1 Year		
<b>Turkish Lira</b>								
Interbank deposits	-	164	-	-	-	-	-	164
Saving deposits	-	27	67	116	6	22	-	238
Public sector deposits	-	-	-	-	-	-	-	-
Commercial deposits	-	25	1	2	-	-	-	28
Other deposits	-	-	-	-	-	-	-	-
Deposits with 7 days notification	-	-	-	-	-	-	-	-
<b>Total</b>	-	<b>216</b>	<b>68</b>	<b>118</b>	<b>6</b>	<b>22</b>	-	<b>430</b>
<b>Foreign Currency</b>								
Foreign currency deposits	-	-	26	14	79	32	-	151
Interbank deposits	5	209	1,004	-	-	261	-	1,479
Deposits with 7 days notification	-	-	-	-	-	-	-	-
Precious metal deposits	-	-	-	-	-	-	-	-
<b>Total</b>	<b>5</b>	<b>209</b>	<b>1,030</b>	<b>14</b>	<b>79</b>	<b>293</b>	-	<b>1,630</b>
<b>Grand Total</b>	<b>5</b>	<b>425</b>	<b>1,098</b>	<b>132</b>	<b>85</b>	<b>315</b>	-	<b>2,060</b>

**3. Information on trading gain/loss**

	Current Period	Prior Period
<b>Gain</b>	<b>15,545,065</b>	<b>12,305,459</b>
Gain from money market transactions	-	126
Gain from financial derivative transactions	-	-
Gain from exchange transactions	15,545,065	12,305,333
<b>Loss (-)</b>	<b>(15,543,180)</b>	<b>(12,304,090)</b>
Loss from money market transactions	-	-
Loss from financial derivative transactions	(17)	(39)
Loss from exchange transactions	(15,543,163)	(12,304,051)
<b>Net Trading Gain/Loss</b>	<b>1,885</b>	<b>1,369</b>

**4. Information on income from other operations**

	Current Period	Prior Period
Provisions of prior year	3,798	4,247
Provision for communication expenses	847	679
Gain on sales of assets	-	225
Other income	1,106	117
<b>Total</b>	<b>5,751</b>	<b>5,268</b>

**ARAP TÜRK BANKASI A.Ş.****NOTES TO CONSOLIDATED FINANCIAL STATEMENTS AS OF 31 MARCH 2022**

(Amounts expressed in thousands of Turkish Lira (“TL”) unless otherwise stated.)

**SECTION FIVE****INFORMATION ON DISCLOSURES AND FOOTNOTES OF CONSOLIDATED FINANCIAL STATEMENTS (Continued)****IV. INFORMATION AND FOOTNOTES RELATED TO CONSOLIDATED STATEMENT OF PROFIT OR LOSS (Continued)****5. Information on impairment in loans**

	<b>Current Period</b>	<b>Prior Period</b>
Expected Credit Loss Provisions	1,162	7,511
12 month expected credit loss (stage 1)	149	1,284
Significant increase in credit risk (stage 2)	-	3,113
Non-performing loans (stage 3)	1,013	3,114
Marketable Securities Impairment Expense	-	-
Financial Assets at Fair Value through Profit or Loss	-	-
Financial Assets at Fair Value Through Other Comprehensive Income	-	-
Subsidiaries, Associates and Entities under Common Control Provision	-	-
Expenses for Impairment	-	-
Associates	-	-
Subsidiaries	-	-
Joint Ventures	-	-
Other	-	-
<b>Total</b>	<b>1,162</b>	<b>7,511</b>

**6. Information on Other Provision Expenses**

	<b>Current Period</b>	<b>Prior Period</b>
Securities Depreciation Expenses	5,239	522
Free Provision	-	-
Provisions Lawsuits	-	-
<b>Total</b>	<b>5,239</b>	<b>522</b>

**ARAP TÜRK BANKASI A.Ş.****NOTES TO CONSOLIDATED FINANCIAL STATEMENTS AS OF 31 MARCH 2022**

(Amounts expressed in thousands of Turkish Lira (“TL”) unless otherwise stated.)

**SECTION FIVE****INFORMATION ON DISCLOSURES AND FOOTNOTES OF CONSOLIDATED FINANCIAL STATEMENTS (Continued)****IV. INFORMATION AND FOOTNOTES RELATED TO CONSOLIDATED STATEMENT OF PROFIT OR LOSS (Continued)****7. Information on other operating expense**

	<b>Current Period</b>	<b>Prior Period</b>
Employee Termination Benefits Expense	961	557
Tangible Fixed Asset Impairment Expense	-	-
Amortization Expenses of Tangible Assets	-	-
Intangible Fixed Asset Impairment Expense	874	1,067
Goodwill Impairment Expense	-	-
Amortization Expenses of Intangible Assets	618	699
Shareholders Equity Procedure Applied Equity Interest Impairment Expense	-	-
Disposable Fixed Asset Impairment Expense	-	-
Amortization Expense of Assets Held for Resale	-	-
Impairment Expense related to Fixed Assets held for sale and discontinued operations	-	-
Other Operating Expenses	11,800	7,212
<i>Operating Lease Expenses out of the scope of TFRS 16</i>	41	19
<i>Maintenance Expenses</i>	3,328	2,184
<i>Advertisement Expenses</i>	28	27
<i>Other Expenses</i>	8,403	4,982
Losses from sales of Assets	-	-
Other	12,543	4,724
<b>Total</b>	<b>26,796</b>	<b>14,259</b>

**8. Information on profit/loss before taxes including profit/loss from discontinued operations**

The pre-tax income amount from continued operations is TL 66,030 (31 March 2021: TL 50,628).

## SECTION FIVE

## INFORMATION ON DISCLOSURES AND FOOTNOTES OF CONSOLIDATED FINANCIAL STATEMENTS (Continued)

## IV. INFORMATION AND FOOTNOTES RELATED TO CONSOLIDATED STATEMENT OF PROFIT OR LOSS (Continued)

## 9. Information on tax provision related to continued operations and discontinued operations

*Current period taxation benefit or charge and deferred tax benefit or charge*

Current period, current taxation provision is TL 19,363 (31 March 2021: TL 10,571) and the net impact of deferred tax income is TL 3,645 (31 March 2021: TL 393 deferred tax income).

*Deferred tax charge arising from origination or reversal of temporary differences*

The deferred tax income arising from origination of temporary differences is TL 3,645 (31 March 2021: TL 393 deferred tax income).

*Deferred tax charge/income represented in the income statement within the context of temporary difference, financial loss and tax reduction.*

The deferred tax income reflected in the income statement computed over temporary difference and tax deductions and exemptions is TL 3,645 (31 March 2021: TL 393 deferred tax income).

## 10. Information on net profit or loss of the period including profit/loss from continued and discontinued operations

Current period profit from continued operations is TL 50,312 (31 March 2021: TL 40,450).

## 11. Information on net profit or loss of the period

*Information on nature, dimension and frequency rate of income and expense accounts resulting from ordinary banking transactions if they are necessary for explaining the Bank’s current period performance*

None.

*Information on the profit or loss effect of a change in an estimation related to financial statements and future period effect of the change in this estimation*

There is no change in accounting estimation related to consolidated financial statements.

*Profit/loss regarding minority rights*

There is no profit/loss regarding minority rights in the accompanying consolidated financial statements since the Parent Bank owns 99.98% of the consolidated subsidiary.

## 12. Information on 20% of other accounts in income statement, if other accounts exceed 10% of total income statement.

Other accounts which exceed the 10% of the income statement, other than other operating income and other operating expense, amounting to TL 18,876 consist of transfer commissions, letter of credit commissions and other. (31 March 2021: TL 14,453).

	Current Period	Prior Period
Letter of Credit Commissions	12,847	11,739
Transfer Commissions	4,853	2,171
Other	1,176	543
<b>Total</b>	<b>18,876</b>	<b>14,453</b>

# ARAP TÜRK BANKASI A.Ş.

## NOTES TO CONSOLIDATED FINANCIAL STATEMENTS AS OF 31 MARCH 2022

(Amounts expressed in thousands of Turkish Lira (“TL”) unless otherwise stated.)

### SECTION FIVE

#### INFORMATION ON DISCLOSURES AND FOOTNOTES OF CONSOLIDATED FINANCIAL STATEMENTS (Continued)

#### V. INFORMATION ON THE GROUP’S RISK GROUP

##### 1. Information on the volume of transactions with the Parent Bank’s risk group, lending and deposits outstanding at period end and income and expenses in the current period

##### *Information on the loans of the Group’s risk group*

Current Period						
Bank’s Risk Group <sup>(1)</sup>	Associates, Subsidiaries and Joint Ventures		Bank’s Direct and Indirect Shareholders		Other Components in Risk Group	
	Cash	Non-cash	Cash	Non-Cash	Cash	Non-cash
Loans and Other Receivables						
Balance at the beginning of the period	-	-	-	41,328	401,095	233,601
Balance at the end of the period	-	-	2	44,069	713	318,915
Interest and Commission Income received <sup>(2)</sup>	-	-	-	-	1,791	-

<sup>(1)</sup> Stated at the 2nd clause of the 49 nth article of the Law No. 5411 of Bank’s Act.

<sup>(2)</sup> Loans given to the Parent Bank’s direct and indirect shareholders are composed of forfeiting and letter of credit transactions which the interest and commission income are obtained not from the risk group but from the exporting firms.

Prior Period						
Group’s Risk Group <sup>(1)</sup>	Associates, Subsidiaries and Joint Ventures		Bank’s Direct and Indirect Shareholders		Other Components in Risk Group	
	Cash	Non-cash	Cash	Non-Cash	Cash	Non-cash
Loans and Other Receivables						
Balance at the beginning of the period	-	-	-	202,385	-	20,150
Balance at the end of the period	-	-	-	41,328	401,095	233,601
Interest and Commission Income received	-	-	-	-	13	-

<sup>(1)</sup> Stated at the 2nd clause of the 49 nth article of the Law No. 5411 of Bank’s Act.

<sup>(2)</sup> Loans given to the Parent Bank’s direct and indirect shareholders are composed of forfeiting and letter of credit transactions which the interest and commission income are obtained not from the risk group but from the exporting firms.

The Group has a loan amounting to TL 2,917,728 (31 December 2021: TL 2,711,060) from the risk group. There was an interest expense of TL 14,615 in the current period related to the loans used. (31 March 2021: TL 6,966).

##### *Information on deposits of the Group’s risk group*

Bank’s Risk Group <sup>(1)</sup>	Associates, Subsidiaries and Joint Ventures		Bank’s Direct and Indirect Shareholders		Other Components in Risk Group	
	Current Period	Prior Period	Current Period	Prior Period	Current Period	Prior Period
Deposits						
Balance at the beginning of the period	-	-	48,551	19,697	677,846	1,026,132
Balance at the end of the period	-	-	48,954	48,551	890,684	677,846
Interest expense on deposits	-	-	153	243	947	2,654

<sup>(1)</sup> Stated at the 2nd clause of the 49 nth article of the Law No. 5411 of Bank’s Act.

##### **Information on forward transactions, options and other contracts related to Group’s risk group**

None.

##### *Information on benefits provided for top level management:*

For the three month period ended, TL 11,445 has been paid to the top level management of the Group as salaries and fringe benefit (31 March 2021: TL 5,851).

**ARAP TÜRK BANKASI A.Ş.**

**NOTES TO CONSOLIDATED FINANCIAL STATEMENTS AS OF 31 MARCH 2022**

(Amounts expressed in thousands of Turkish Lira (“TL”) unless otherwise stated.)

---

**SECTION FIVE**

**INFORMATION ON DISCLOSURES AND FOOTNOTES OF CONSOLIDATED FINANCIAL STATEMENTS (Continued)**

**VI. EXPLANATIONS AND NOTES RELATED TO SUBSEQUENT EVENTS**

None.

**SECTION SIX**

**INDEPENDENT AUDITOR’S REVIEW REPORT**

**I. INFORMATION ON INDEPENDENT AUDITOR’S REVIEW REPORT**

As of 31 March 2022, consolidated financial statements and explanatory notes of the Bank disclosed herein were reviewed by KPMG Bağımsız Denetim ve Serbest Muhasebeci Mali Müşavirlik Anonim Şirketi and Independent Auditor’s Review Report is presented preceding the financial statements. The independent audit report dated 10 May 2021 is presented before the consolidated financial statements.

**II. INFORMATION AND FOOTNOTES PREPARED BY THE INDEPENDENT AUDITOR**

None.

**SECTION SEVEN**

**EXPLANATIONS ON INTERIM ACTIVITY REPORT**

**I. Evaluation of the Parent Bank’s Chairman and General Manager for the Period**

In the first quarter of 2022, the main agenda item of the global markets was the developments regarding to the war between Russia and Ukraine. As a result of both the sanctions to Russia and the contra-decisions of Russia in response to these sanctions; the sharp climb in commodity prices especially in energy affected financial activities of all economies negatively and rises in inflation rates has reached a record level globally.

International credit rating agencies have reduced their global growth forecasts for 2022 to around 3.5% level with the effect of rising global tension and geopolitics risks. Similarly, The International Monetary Fund has revised its global growth forecast as 3.6% lowering by 0.5 points due to Russia-Ukraine war and has indicated that the global economy has entered 2022 with a weak outlook.

While the macroeconomic data announced in the United States points out that positive outlook has continued in the first quarter of 2022, the annual increase in consumer price index tested a record level with 8.5%. To fight inflation, the Fed has started interest rate hike for the first time since 2018 and made 25 basis points increase in the rate. On the other hand, in Eurozone, where the economic activity has lost momentum due to geopolitical tensions, inflation also continues to increase in parallel with the rising energy prices. In China, it is observed that the growth in economic activity continues to be under pressure with the re-increase of coronavirus cases and re-introduced quarantine measures in specific regions.

Depending on the positive contributions of both domestic and foreign demand, the economic activities in Türkiye gained momentum in 2021 and gross domestic product grew by 11%. On the other hand, a substantial increase in inflation rate was observed in the first quarter of the year due to rapid rise especially in energy and food prices as well as the global inflationary pressures. In the upcoming period, in addition to the efforts to maintain price stability, developments in the current account balance within the framework of geopolitical developments and steps taken by the Central Banks of developed countries, notably by the Fed, are expected to be the main agenda items regarding to Türkiye’s economy.

The banking sector has continued to produce robust financial results and has supported Türkiye’s economy in the first quarter of 2022. While the asset size of the sector realized as TL 10.158 billion, loans and deposits reached the levels of TL 5.503 billion and TL 5.972 billion, respectively at end-March 2022. On profitability side, depending especially on a substantial increase in net interest income, term profit of the sector climbed seriously to the level of TL 63 billion, indicating a remarkable increase by 286% compared to the same period of the previous year. As a result, the return on equity ratio has also went up to 21.6% on annual basis.

In such a conjuncture, the asset size of the Group increased by 8.5% compared to the end of the previous year and exceeded TL 11 billion at end-March 2022. In the first quarter of the year, while the consolidated shareholders' equity stood at TL 1.417 million, consolidated net profit increased by 24.4% to TL 50.3 million. In addition, consolidated capital adequacy standard ratio of the Bank maintains its strong outlook by 22.48%.

Our core operating principles will continue to be pursuit of “sustainable healthy growth” while remaining steadfast to effective risk and liquidity management and adding value to the country's economy in the forthcoming period, as it was in the past. In addition, we will continue improving our information technology systems and automation processes, boosting our service quality and increasing operational efficiency by ensuring full compliance to corporate governance principles.

Best regards,



**ARAP TÜRK BANKASI A.Ş.****NOTES TO CONSOLIDATED FINANCIAL STATEMENTS AS OF 31 MARCH 2022**

(Amounts expressed in thousands of Turkish Lira (“TL”) unless otherwise stated.)

**II. Financial Highlights of the Group**

<b>Assets (Thousand TL) (1)</b>	<b>31.12.2021</b>	<b>31.03.2022</b>
Financial Assets (Net) (2)	4.513.158	4.564.039
Financial Assets Measured at Amortised Cost (Net) (3)	5.399.343	6.168.598
Property and Equip. Held for Sale Purpose and Related to Discontinued Opr. (Net)	1.000	1.000
Property and Equipment (Net)	217.794	217.660
Intangible Assets (Net)	4.275	3.769
Deferred Tax Assets	8.732	10.773
Other Assets (Net)	60.999	102.024
<b>Total Assets</b>	<b>10.205.301</b>	<b>11.067.863</b>

<b>Liabilities (Thousand TL) (1)</b>	<b>31.12.2021</b>	<b>31.03.2022</b>
Deposits	3.944.338	4.288.764
Funds Borrowed	4.706.436	5.089.658
Payables to Interbank Money Market	0	30.867
Lease Liabilities (Net)	2.033	2.148
Provisions	86.362	94.079
Current Tax Liability	25.811	31.200
Shareholders' Equity	1.361.488	1.416.506
Other Liabilities	78.833	114.641
<b>Total Liabilities</b>	<b>10.205.301</b>	<b>11.067.863</b>

<b>Off Balance Sheet Commitments (Thousand TL)</b>	<b>31.12.2021</b>	<b>31.03.2022</b>
Guarantees and Warranties	6.392.159	7.030.231
Commitments	77.315	222.730
<b>Total Off Balance Sheet Commitments</b>	<b>6.469.474</b>	<b>7.252.961</b>

<b>Statement of Profit / Loss (Thousand TL)</b>	<b>31.03.2021</b>	<b>31.03.2022</b>
Interest Income	87.606	146.191
Interest Expense (-)	12.497	26.029
Net Interest Income	75.109	120.162
Net Fees & Commission Income	20.780	22.573
Dividend Income	6	0
Trading Income / Loss (Net) (+/-)	1.369	1.885
Other Operating Income	5.268	5.751
Gross Operating Income	102.532	150.371
Expected Credit Loss (-)	7.511	1.162
Other Provisions Expenses (-)	522	5.239
Personnel Expense (-)	29.612	51.144
Other Operating Expenses (-)	14.259	26.796
Net Operating Income / Loss	50.628	66.030
Tax Provision (-)	10.178	15.718
<b>Net Term Profit</b>	<b>40.450</b>	<b>50.312</b>

(1) Rate sensitive assets and liabilities include rediscounts.

(2) Cash and Cash Equivalents, Financial Assets Measured at Fair Value through Profit or Loss, Financial Assets Measured at Fair Value through other Comprehensive Income and Derivative Financial Assets.

(3) Loans, Lease Receivables, Factoring Receivables, Financial Assets Measured at Amortized Cost and Allowance for Expected Credit Losses.

## **ARAP TÜRK BANKASI A.Ş.**

### **NOTES TO CONSOLIDATED FINANCIAL STATEMENTS AS OF 31 MARCH 2022**

(Amounts expressed in thousands of Turkish Lira (“TL”) unless otherwise stated.)

#### **III. Evaluation of the Group's Financial Position and Performance**

- At end-March 2022, compared to the end of the previous year, total assets of the Group increased by 8.5% and exceeded TL 11 billion. The most significant investment instruments in consolidated assets included net financial assets by 41.2% share totaling TL 4.564 million and net financial assets measured at amortized cost by 55.7% share totaling TL 6.169 million. Lease receivables totaling TL 528 million constituted 4.8% of consolidated assets.
- External sources constituted 87.2% of consolidated liabilities. Funds borrowed by TL 5.090 million and deposits by TL 4.289 million constituted the majority of the external sources. At end-March 2022, consolidated shareholders' equity stood at TL 1.417 million and constituted 12.8% of consolidated liabilities.
- Consolidated guarantees and suretyships, which include letters of guarantee, letters of credit, bank acceptances and other guarantees, increased 10.0% compared to the end of the previous year to TL 7.030 million.
- In the first quarter of 2022, compared to the same period of the previous year net term profit of the Group increased by 24.4% and realized as TL 50.3 million.

#### **IV. Information on Subsidiary Subject to Consolidation**

- The Parent Bank has a subsidiary that operates in the field of financial leasing.
- A&T Finansal Kiralama A.Ş was established to conduct domestic and foreign financial leasing operations regarding to the permission of Undersecretariat of Treasury and Foreign Trade pursuant to Law No. 3226 with the publication of the Articles of Association in the Turkish Trade Registry Gazette on July 4, 1997.
- Arap Türk Bankası A.Ş. is the main shareholder of the company by 99.98% share. Operations of the company includes leasing transactions of construction equipment, machinery and real estate.
- The company carries out its leasing activities mainly in Turkey.

#### **V. Other Issues**

- There is no significant changes apart from the above mentioned explanations compared to the 2021 Annual Activity Report of the Bank, which has been prepared according to “the Regulations on the Principles and Procedures relating to the Preparation and Publication of the Annual Activity Report prepared by the Banks”.